



SCIENCE  
BASED  
TARGETS

DRIVING AMBITIOUS CORPORATE CLIMATE ACTION

# SCIENCE-BASED NET-ZERO

## Scaling Urgent Corporate Climate Action Worldwide

SCIENCE BASED TARGETS INITIATIVE ANNUAL PROGRESS REPORT,  
2021 – APPENDIX

VERSION 1.2 – UPDATED JUNE 2022

# APPENDIX: PROGRESS RESULTS OF NEAR-TERM SCIENCE-BASED TARGETS 2021

This document is the appendix of the Science Based Targets initiative [Progress Report, 2021 'Science-based net-zero: Scaling urgent corporate climate action worldwide'](#).

## About the Science Based Targets initiative, the annual progress report and this appendix

The Science Based Targets initiative (SBTi) is a global body enabling businesses to set ambitious emissions reduction targets in line with the latest climate science. The initiative is a collaboration between CDP, the United Nations Global Compact, World Resources Institute (WRI) and the World Wide Fund for Nature (WWF), and one of the We Mean Business Coalition commitments. The SBTi's goal is to provide companies worldwide with the confidence that their climate targets are supporting the global economy to halve emissions before 2030, and achieve net-zero before 2050.

The [Science Based Targets initiative Annual Progress Report, 2021](#) shows how the SBTi became the global body enabling businesses to set ambitious emissions reductions targets in line with the latest climate science. This appendix presents science-based target progress performance per-company and per-target as of July 31 2021.

The SBTi Progress Report is released annually. Previous reports can be accessed on the [SBTi's website](#).

## Introduction

Progress reporting is integral to the credibility of companies' science-based targets. All companies with targets shall publicly report their progress against published targets annually as per the [SBTi Criteria and Recommendations](#). The SBTi recommends public disclosure through standardized, comparable data platforms such as CDP's climate change annual questionnaire, companies' reports or directly on their websites.

In its [2020 Progress Report](#), the SBTi analyzed for the first time the overall emissions trends of companies with approved science-based targets between 2015 and 2019. This year, the SBTi has undergone an assessment of publicly available reported target progress data for all near-term approved science-based targets as of July 31 2021.

# METHODOLOGY FOR ASSEMBLING PER-COMPANY AND PER-TARGET DATA

This analysis includes 692 companies and 142 small-or-medium sized enterprises (SMEs) that had their near-term targets approved as of July 31 2021. Resubmissions or voluntary ambition updates that were approved or published after this date were not included in this analysis. For these 834 entities with approved targets, the following methodology was used to match publicly reported information with their published target details in order to show their self-reported progress towards targets. 1,705 near-term targets were reviewed as part of this analysis.



Progress data as represented in the report have been reported publicly by companies themselves, and data presented should not be interpreted as confirmation or validation of a company's progress towards or achievement of targets.

## Target progress data sources

- Publicly available target progress data from CDP self-reported responses of companies (2021 climate change questionnaire, in the targets and performance section, under questions C4.1a, C4.1b, C4.2a, and C4.2b).
- Publicly available information provided in sustainability or other corporate reports, company websites, or non-financial reports.

## Exclusions

- Certain early approved targets that do not allow for comparative reporting and/or targets for which progress could not be tracked and presented at the time of writing the report, including embodied carbon targets, efficiency and performance targets, cumulative emission reduction targets, and net-zero targets.
- Targets that are no longer active (i.e. replaced by newer targets). Note that some of these archived targets are no longer active because companies consider them 'achieved' and have replaced them with further targets.
- Targets with a target year in the past and targets set in 2021.

## Matching methodology for companies disclosing publicly to CDP

The process for matching SBTi published targets to CDP-reported targets involved a combination of automated matching and manual review. The accounting year corresponding to the CDP target progress was assigned as the year in which the end of the accounting period fell, in order to correctly categorize fiscal years. From the 834 companies included in the analysis, 61% responded publicly to the CDP 2021 climate change questionnaire (499 companies and 13 SMEs).

Matching was performed in the following order and prioritization:

- First-degree matching of data was done against base year, target year, target value, scope(s) covered, and emission intensity metric/activity indicator (in case of intensity targets).
- Second-degree matching included allowing for base year differences of  $\pm 1$  year, target year differences of  $\pm 1$  year, and target value differences of  $\pm 1$  (to account for rounding differences), in addition to the first-degree matching above.
- For target scopes reported to CDP in a one-to-many or many-to-one fashion, all target scope combinations were matched and reported in the most disaggregate fashion. A company may have set a combined scope 1, 2 and 3 target but reported two targets to CDP corresponding to scopes 1 and 2 and scope 3 (reverse also occurs). For these multiple matches, the information on progress is presented as reported at the original target prior to the aggregation and the target progress is not calculated. These cases can be identified as clarified in the appendix.
- Manual review was conducted to resolve any inconsistencies in data (data quality or data input errors).
- Information on scope 3 categories covered was also presented, where applicable.
- The base year was not used as a matching criterion for supplier engagement targets because the base year is not named in the target language.
- Cases where the "Please explain" field in the target section of the CDP climate change questionnaire indicated a clear divergence from the approved target, such as use of offsets, were not considered a match even when all other data points coincided.

## Desk research

For the cases where CDP responses did not match the validated target (56 cases), for the remaining companies or SMEs disclosing privately to CDP (52 cases), and for the remaining 322 companies and SMEs, a desk research was performed. This included the research, collection and analysis of publicly available information provided in sustainability or other corporate reports, company websites, and/or non-financial reports, using techniques such as keyword searches and similar match criteria, when data were available.

The desk research was performed between February and March 2022 and used the latest resources available at the time of review. Information or reports published after this date were not considered and will be reviewed for next year. The analysis followed the same logic as the matching methodology for CDP disclosure described above. Information of progress against targets was only considered when it was explicitly stated that it referred to an approved science-based target. In some cases, progress was derived from GHG emissions data, when they were associated with the approved target(s).

Furthermore, additional external research was not conducted for companies that reported target data to CDP as it was assumed that companies would provide all relevant target data via CDP disclosure, if it were present. Similarly to the automated matches, cases where use of offsets was included in the calculation of target progress were not presented in the analysis.

## Results of the per-target data review

From 1,705 targets reviewed in this analysis, we present progress information of 929 targets (54%) that were matched either with CDP climate change questionnaire data (90%) or other publicly available sources (10%). From the 929 matched targets 912 correspond to companies and 17 to SMEs.

In addition, 46% of the targets reviewed in this analysis were not reported in the appendix (652 and 124 targets from companies and SMEs respectively). There are a few reasons why progress was not shown for these targets:

- Publicly available progress data were found but the targets are not reported in the appendix because it was not certain that the company's reported target corresponds to the SBTi target or there were differences in the data fields used for matching, as described above. Examples of such circumstances include targets with discrepancies in target value (greater than  $\pm 1$  point), different activity units (for intensity targets), base/target year differences that

cannot be accounted for by a financial year, differences in target types (absolute target reported as intensity target), and targets could not be matched post aggregation or disaggregation of scopes.

- Progress for some targets set in or after 2021 was not found. Progress disclosure was not expected to be found for many of these targets, as they may have been set after the CDP disclosure deadline or would not have meaningful progress to be reported.
- No matching publicly reported data were available. These include targets from companies that did not report publicly to CDP in 2021 and for which no other published target progress information was found through the desk research.
- The company clearly indicates the used offsets in the calculation of the target progress.

Information about science-based target progress performance per-company and per-target are presented in the table below. [Detailed datasets are also available on the SBTi website.](#)

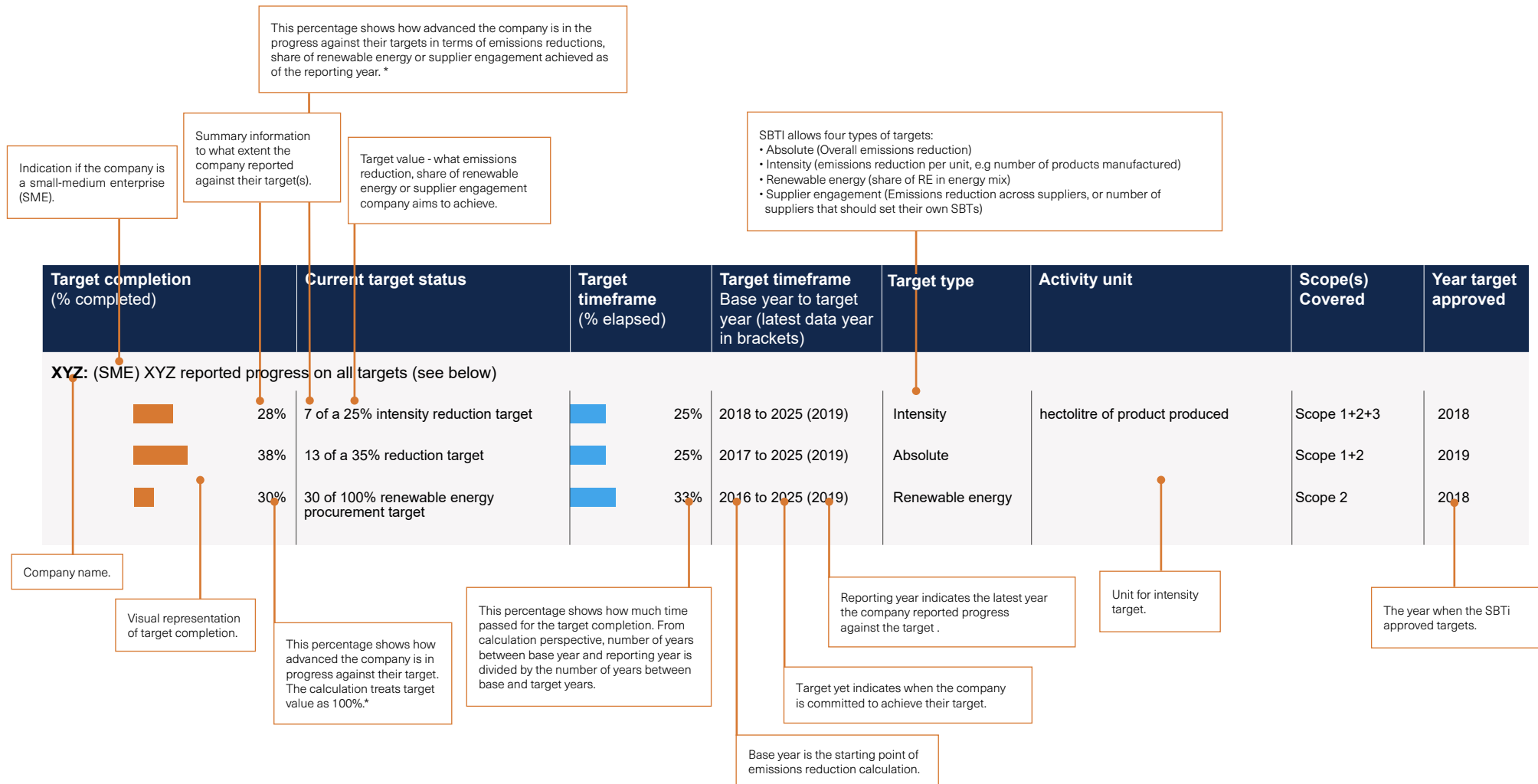
## Disclaimer

The data points and the insights mentioned throughout the report in the form of texts, graphs and in the appendix table have been calculated/written based on the data provided by the SBTi from various sources internal to their database, public CDP disclosure data, and data obtained by Accenture from public company reports and other public sources. Accenture was not responsible for verifying and shall not be responsible for the accuracy of any of the data sources, data points, data-driven insights mentioned throughout the report.

# ACCESS THE PROGRESS DATA

[Access the data in the table below in XLS format on the SBTi website.](#)


# HOW TO READ THE TABLE: SCIENCE-BASED TARGET PROGRESS PERFORMANCE PER-COMPANY AND PER-TARGET





























\*Based on self-reported values

The scope 3 categories covered by scope 3 targets are indicated by superscripts. The table below indicates the meaning of each superscript, which generally align with the numbers of the scope 3 categories. Note that category 11 is disaggregated in certain cases where companies have set targets covering different portions of the use of sold products. For more information on scope 3 categories, see the [Scope 3 Accounting and Reporting Standard](#).

<b>Superscript</b>	<b>Description</b>
1	Purchased goods and services
2	Capital goods
3	Fuel- and energy-related activities
4	Upstream transportation and distribution
5	Waste generated in operations
6	Business travel
7	Employee commuting
8	Upstream leased assets
9	Downstream transportation and distribution
10	Processing of sold products
11	Use of sold products
11a	Use of sold products and services associated with power supply
11b	Use of sold products and services associated with power consumption
11c	Use of sold products (direct)
11d	Use of sold products (indirect)
12	End-of-life treatment of sold products
13	Downstream leased assets
14	Franchises
15	Investments
a	All upstream scope 3 categories
b	All scope 3 categories





























**SCIENCE-BASED  
TARGET PROGRESS  
PERFORMANCE PER-  
COMPANY AND PER-  
TARGET**



















Target completion (% completed)	Current target status	Target timeframe (% elapsed)	Target timeframe Base year to target year (latest data year in brackets)	Target type	Activity unit	Scope(s) Covered	Year target approved
<b>A1 Telekom Austria Group:</b> A1 Telekom Austria Group reported progress on all SBTs.							
	-6%	-3 of a 50% reduction target		9%	2019 to 2030 (2020)	Absolute	Scope 1+2 2020
	18%	9 of a 50% reduction target		9%	2019 to 2030 (2020)	Absolute	Scope 3 2020
<b>A2A S.p.A.:</b> No comparable progress data of SBT(s) was publicly found for A2A S.p.A.							
<b>Aardvark Certification Ltd.:</b> (SME) No comparable progress data of SBT(s) was publicly found for Aardvark Certification Ltd.							
<b>AB InBev:</b> AB InBev reported progress on all SBTs.							
	68%	24 of a 35% reduction target		38%	2017 to 2025 (2020)	Absolute	Scope 1+2 2019
	42%	11 of a 25% intensity reduction target		38%	2017 to 2025 (2020)	Intensity hectolitre of beverage produced	Scope 1+2+3 2018
	26%	26 of a 100% renewable electricity procurement target		44%	2016 to 2025 (2020)	Renewable electricity	Scope 2 2019
<b>AB Volvo:</b> AB Volvo reported progress on all SBTs.							
	6%	3 of a 50% reduction target		18%	2019 to 2030 (2021)	Absolute	Scope 1+2 2021
	-57%	-17 of a 30% reduction target		18%	2019 to 2030 (2021)	Absolute	Scope 3 2021
	13%	5 of a 38% reduction target		13%	2019 to 2034 (2021)	Absolute	Scope 3 2021
	5%	2 of a 40% reduction target		18%	2019 to 2030 (2021)	Intensity vehicle km - bus	Scope 3 2021
	-18%	-7 of a 40% reduction target		18%	2019 to 2030 (2021)	Intensity vehicle km - truck	Scope 3 2021
<b>ABB:</b> ABB reported progress on all SBTs.							
	22%	18 of an 80% reduction target		9%	2019 to 2030 (2020)	Absolute	Scope 1+2 2021
	2%	0 of a 15% reduction target		9%	2019 to 2030 (2020)	Absolute	Scope 3 2021
<b>ABOUT YOU:</b> ABOUT YOU reported progress for at least one SBT. Information for other SBT(s) could not be publicly found or could not be represented.							
	0%	0 of a 80% reduction target		17%	2019 to 2025 (2020)	Absolute	Scope 1+2 2021
<b>ABP Food Group:</b> No comparable progress data of SBT(s) was publicly found for ABP Food Group.							

\* In some cases, companies reported a single science-based target (SBT) as multiple disaggregated targets or reported multiple SBTs as a single aggregated target in their CDP disclosure. In these cases, the SBTs and CDP progress data are presented in separate rows, with the progress data italicized.

























Target completion (% completed)	Current target status	Target timeframe (% elapsed)	Target timeframe Base year to target year (latest data year in brackets)	Target type	Activity unit	Scope(s) Covered	Year target approved
<b>Accenture PLC:</b> Accenture PLC reported progress on all SBTs.							
	291% 32 of an 11% reduction target		44% 2016 to 2025 (2020)	Absolute		Scope 1+2+3	2018
<b>ACCIONA S.A.:</b> ACCIONA S.A. reported progress on all SBTs.							
	63% 38 of a 60% reduction target		23% 2017 to 2030 (2020)	Absolute		Scope 1+2	2019
	65% 31 of a 47% reduction target		23% 2017 to 2030 (2020)	Absolute		Scope 3	2019
<b>Accor S.A.:</b> Accor S.A. reported progress for at least one SBT. Information for other SBT(s) could not be publicly found or could not be represented.							
	125% 34 of a 28% reduction target		9% 2019 to 2030 (2020)	Absolute		Scope 3	2021
<b>Adidas AG:</b> Adidas AG reported progress on all SBTs.							
	111% 100 of a 90% reduction target		38% 2017 to 2025 (2020)	Absolute		Scope 1+2	2021
	333% 97 of a 29% reduction target		23% 2017 to 2030 (2020)	Absolute		Scope 3	2021
<b>Adobe, Inc.:</b> Adobe, Inc. reported progress on all SBTs.							
	74% 26 of a 35% reduction target		29% 2018 to 2025 (2020)	Absolute		Scope 1+2	2020
	286% 86 of a 30% reduction target		29% 2018 to 2025 (2020)	Absolute		Scope 3	2020
	14% 8 of a 55% supplier engagement target		29% 2018 to 2025 (2020)	Supplier engagement		Scope 3	2020
<b>Adva Optical Networking SE:</b> Adva Optical Networking SE reported progress for at least one SBT. Information for other SBT(s) could not be publicly found or could not be represented.							
	67% reduction target		2016 to 2032 (2020)	Absolute		Scope 1+2	2020
	<i>*57% *38 of a 67% reduction target</i>		<i>*25% *2016 to 2032 (2020)</i>	<i>*Absolute</i>		<i>*Scope 1</i>	
	<i>*21% *14 of a 67% reduction target</i>		<i>*25% *2016 to 2032 (2020)</i>	<i>*Absolute</i>		<i>*Scope 2</i>	
	372% 11 of a 3% reduction target		25% 2016 to 2032 (2020)	Absolute		Scope 3	2019
<b>Advanced Micro Devices, Inc.:</b> Advanced Micro Devices, Inc reported progress for at least one SBT. Information for other SBT(s) could not be publicly found or could not be represented.							
	191% 38 of a 20% reduction target		100% 2014 to 2020 (2020)	Absolute		Scope 1+2	2016

\* In some cases, companies reported a single science-based target (SBT) as multiple disaggregated targets or reported multiple SBTs as a single aggregated target in their CDP disclosure. In these cases, the SBTs and CDP progress data are presented in separate rows, with the progress data italicized.

Target completion (% completed)	Current target status	Target timeframe (% elapsed)	Target timeframe Base year to target year (latest data year in brackets)	Target type	Activity unit	Scope(s) Covered	Year target approved
<b>Advantech Co., Ltd.:</b> Advantech Co., Ltd. reported progress for at least one SBT. Information for other SBT(s) could not be publicly found or could not be represented.							
	-10%	-6 of a 60% intensity reduction target	 9%	2019 to 2030 (2020)	Intensity	per million NTD revenue	Scope 1+2 2021
<b>AECOM:</b> AECOM reported progress for at least one SBT. Information for other SBT(s) could not be publicly found or could not be represented.							
	235%	47 of a 20% reduction target	 43%	2018 to 2025 (2021)	Absolute		Scope 1+2 2019
<b>Aeon Co., Ltd.:</b> No comparable progress data of SBT(s) was publicly found for Aeon Co., Ltd.							
<b>Agder Energi:</b> No comparable progress data of SBT(s) was publicly found for Agder Energi.							
<b>Agendi Inc.:</b> (SME) No comparable progress data of SBT(s) was publicly found for Agendi Inc.							
<b>Aguas Andinas S.A.:</b> Aguas Andinas S.A. reported progress on all SBTs.							
	18%	10 of a 54% reduction target	 17%	2018 to 2030 (2020)	Absolute		Scope 1+2 2019
	137%	22 of a 16% reduction target	 17%	2018 to 2030 (2020)	Absolute		Scope 3 2019
<b>Ajinomoto Co., Inc.:</b> Ajinomoto Co., Inc. reported progress on all SBTs.							
	27%	14 of a 50% reduction target	 25%	2018 to 2030 (2021)	Absolute		Scope 1+2 2020
	-27%	-6 of a 24% intensity reduction target	 25%	2018 to 2030 (2021)	Intensity	per ton of production	Scope 3 2020
<b>Alaya Consulting Ltd.:</b> No comparable progress data of SBT(s) was publicly found for Alaya Consulting Ltd.							
<b>ALDI SOUTH Group:</b> ALDI SOUTH Group reported progress for at least one SBT. Information for other SBT(s) could not be publicly found or could not be represented.							
	173%	45 of a 26% reduction target	 44%	2016 to 2025 (2020)	Absolute		Scope 1+2 2019
<b>ALDO Group Inc.:</b> ALDO Group Inc. reported progress for at least one SBT. Information for other SBT(s) could not be publicly found or could not be represented.							
	180%	72 of a 40% reduction target	 29%	2016 to 2030 (2020)	Absolute		Scope 1+2 2019
<b>Allen &amp; Overy LLP:</b> Allen & Overy LLP reported progress on all SBTs.							
	92%	46 of a 50% reduction target	 9%	2019 to 2030 (2020)	Absolute		Scope 1+2+3 2021
<b>Allied Sustainability and Environmental Consultants Group Limited:</b>	(SME) No comparable progress data of SBT(s) was publicly found for Allied Sustainability and Environmental Consultants Group Limited.						

\* In some cases, companies reported a single science-based target (SBT) as multiple disaggregated targets or reported multiple SBTs as a single aggregated target in their CDP disclosure. In these cases, the SBTs and CDP progress data are presented in separate rows, with the progress data italicized.

Target completion (% completed)	Current target status	Target timeframe (% elapsed)	Target timeframe Base year to target year (latest data year in brackets)	Target type	Activity unit	Scope(s) Covered	Year target approved
<b>Alma Media:</b> Alma Media reported progress for at least one SBT. Information for other SBT(s) could not be publicly found or could not be represented.							
 230%	48 of a 21% reduction target	 44%	2016 to 2025 (2020)	Absolute		Scope 1+2	2018
<b>Alpkit:</b> (SME) No comparable progress data of SBT(s) was publicly found for Alpkit.							
<b>Alstom:</b> Alstom reported progress for at least one SBT. Information for other SBT(s) could not be publicly found or could not be represented.							
 80%	20 of a 25% reduction target	 17%	2019 to 2025 (2020)	Absolute		Scope 1+2	2020
<b>alstria office REIT-AG:</b> No comparable progress data of SBT(s) was publicly found for alstria office REIT-AG.							
<b>Altria Group, Inc.:</b> Altria Group, Inc. reported progress on all SBTs.							
 30%	17 of a 55% reduction target	 23%	2017 to 2030 (2020)	Absolute		Scope 1+2	2020
 8%	1 of an 18% reduction target	 23%	2017 to 2030 (2020)	Absolute		Scope 3	2020
<b>Amdocs Ltd.:</b> Amdocs Ltd. reported progress for at least one SBT. Information for other SBT(s) could not be publicly found or could not be represented.							
 68%	14 of a 21% reduction target	 20%	2019 to 2024 (2020)	Absolute		Scope 1+2	2020
<b>America Movil, S.A.B. de C.V.:</b> No comparable progress data of SBT(s) was publicly found for America Movil, S.A.B. de C.V.							
<b>American Eagle Outfitters, Inc.:</b> American Eagle Outfitters, Inc. reported progress on all SBTs.							
 48%	38 of an 80% reduction target	 17%	2018 to 2030 (2020)	Absolute		Scope 1+2	2020
 -8%	-3 of a 40% reduction target	 17%	2018 to 2030 (2020)	Absolute		Scope 3	2020
 -5%	-3 of a 60% reduction target	 9%	2018 to 2040 (2020)	Absolute		Scope 3	2020
<b>Analog Devices, Inc.:</b> Analog Devices, Inc. reported progress for at least one SBT. Information for other SBT(s) could not be publicly found or could not be represented.							
 2%	1 of a 50% reduction target	 9%	2019 to 2030 (2020)	Absolute		Scope 1+2	2021
<b>Anritsu Corporation:</b> Anritsu Corporation reported progress on all SBTs.							
 56%	17 of a 30% reduction target	 40%	2015 to 2030 (2021)	Absolute		Scope 1+2	2019
 34%	10 of a 30% reduction target	 25%	2018 to 2030 (2021)	Absolute		Scope 3	2019



\* In some cases, companies reported a single science-based target (SBT) as multiple disaggregated targets or reported multiple SBTs as a single aggregated target in their CDP disclosure. In these cases, the SBTs and CDP progress data are presented in separate rows, with the progress data italicized.

Target completion (% completed)	Current target status	Target timeframe (% elapsed)	Target timeframe Base year to target year (latest data year in brackets)	Target type	Activity unit	Scope(s) Covered	Year target approved
------------------------------------	-----------------------	---------------------------------	--	-------------	---------------	---------------------	----------------------------

**Antea Nederland B.V.:** No comparable progress data of SBT(s) was publicly found for Antea Nederland B.V.

**Apotea:** No comparable progress data of SBT(s) was publicly found for Apotea.

**Apple, Inc.:** Apple, Inc. reported progress for at least one SBT. Information for other SBT(s) could not be publicly found or could not be represented.

	16%	10 of a 62% reduction target		9%	2019 to 2030 (2020)	Absolute		Scope 1+2+3	2021
---	-----	------------------------------	---	----	---------------------	----------	--	-------------	------





**AptarGroup Inc.:** AptarGroup Inc. reported progress on all SBTs.

	199%	55 of a 28% reduction target		9%	2019 to 2030 (2020)	Absolute		Scope 1+2	2020
	70%	70 of a 100% renewable electricity procurement target		9%	2019 to 2030 (2020)	Renewable electricity		Scope 2	2021
	-20%	-3 of a 14% reduction target		9%	2019 to 2030 (2020)	Absolute		Scope 3	2021





**Arabesque S-Ray GmbH:** (SME) No comparable progress data of SBT(s) was publicly found for Arabesque S-Ray GmbH.

**ARC Alternative and Renewable Construction LLC:** (SME) No comparable progress data of SBT(s) was publicly found for ARC Alternative and Renewable Construction LLC.

**Arc'teryx Equipment Inc.:** Arc'teryx Equipment Inc. reported progress on all SBTs.



	82%	53 of a 65% reduction target		17%	2018 to 2030 (2020)	Absolute		Scope 1+2	2020
	108%	70 of a 65% reduction target		17%	2018 to 2030 (2020)	Intensity	per unit value added	Scope 3	2020

**ARÇELİK A.Ş.:** ARÇELİK A.Ş. reported progress on all SBTs.

	99%	30 of a 30% reduction target		17%	2018 to 2030 (2020)	Absolute		Scope 1+2	2020
	26%	4 of a 15% reduction target		17%	2018 to 2030 (2020)	Absolute		Scope 3	2020

**Arla Foods:** No comparable progress data of SBT(s) was publicly found for Arla Foods.









**Armada Supply Chain Solutions, LLC:** Armada Supply Chain Solutions, LLC reported progress on all SBTs.

	-37%	-15 of a 40% intensity reduction target		33%	2015 to 2030 (2020)	Intensity	per short ton of goods outbound	Scope 1+2+3	2019
---	------	---	---	-----	---------------------	-----------	---------------------------------	-------------	------























**Arup Group Ltd.:** No comparable progress data of SBT(s) was publicly found for Arup Group Ltd.

**AS&K Group Ltd.:** (SME) No comparable progress data of SBT(s) was publicly found for AS&K Group Ltd.


















\* In some cases, companies reported a single science-based target (SBT) as multiple disaggregated targets or reported multiple SBTs as a single aggregated target in their CDP disclosure. In these cases, the SBTs and CDP progress data are presented in separate rows, with the progress data italicized.

Target completion (% completed)	Current target status	Target timeframe (% elapsed)	Target timeframe Base year to target year (latest data year in brackets)	Target type	Activity unit	Scope(s) Covered	Year target approved
<b>Asahi Group Holdings:</b> Asahi Group Holdings reported progress for at least one SBT. Information for other SBT(s) could not be publicly found or could not be represented.							
	20% 10 of a 50% reduction target		9% 2019 to 2030 (2020)	Absolute		Scope 1+2	2021
	10% 10 of a 100% reduction target		3% 2019 to 2050 (2020)	Absolute		Scope 1+2	2021
<b>Asia Cement Corporation:</b> No comparable progress data of SBT(s) was publicly found for Asia Cement Corporation.							
<b>ASICS Corporation:</b> ASICS Corporation reported progress on all SBTs.							
	40% 25 of a 63% reduction target		33% 2015 to 2030 (2020)	Absolute		Scope 1+2	2021
	49% 31 of a 63% reduction target		33% 2015 to 2030 (2020)	Absolute		Scope 3	2021
<b>ASKUL Corporation:</b> ASKUL Corporation reported progress on all SBTs.							
	100% reduction target		2015 to 2030 (2021)	Absolute		Scope 1+2	2018
	*37% *37 of a 100% reduction target		*40% *2015 to 2030 (2021)	*Absolute		*Scope 1	
	*13% *13 of a 100% reduction target		*40% *2015 to 2030 (2021)	*Absolute		*Scope 2	
	-93% -11 of a 12% reduction target		40% 2015 to 2030 (2021)	Absolute		Scope 3	2018
<b>Astellas Pharma Inc.:</b> Astellas Pharma Inc. reported progress on all SBTs.							
	131% 39 of a 30% reduction target		40% 2015 to 2030 (2021)	Absolute		Scope 1+2	2018
	106% 21 of a 20% intensity reduction target		40% 2015 to 2030 (2021)	Intensity	per consolidated revenue	Scope 3	2018
<b>AstraZeneca:</b> AstraZeneca reported progress on all SBTs.							
	119% 24 of a 20% reduction target		50% 2015 to 2025 (2020)	Absolute		Scope 1	2016
	98% 93 of a 95% reduction target		50% 2015 to 2025 (2020)	Absolute		Scope 2	2016
	16% 4 of a 25% intensity reduction target		50% 2015 to 2025 (2020)	Intensity	per million USD sales	Scope 3	2016
<b>AT&amp;T Inc.:</b> AT&T Inc. reported progress on all SBTs.							
	88% 44 of a 50% supplier engagement target		56% 2015 to 2024 (2020)	Supplier engagement		Scope 3	2020















\* In some cases, companies reported a single science-based target (SBT) as multiple disaggregated targets or reported multiple SBTs as a single aggregated target in their CDP disclosure. In these cases, the SBTs and CDP progress data are presented in separate rows, with the progress data italicized.

Target completion (% completed)	Current target status	Target timeframe (% elapsed)	Target timeframe Base year to target year (latest data year in brackets)	Target type	Activity unit	Scope(s) Covered	Year target approved
<b>Atea:</b> Atea reported progress on all SBTs.							
	53% 23 of a 43% reduction target		33% 2015 to 2030 (2020)	Absolute		Scope 1+2	2018
	-53% -23 of a 43% reduction target		33% 2015 to 2030 (2020)	Absolute		Scope 3	2018
<b>Atlassian Corporation Plc:</b> Atlassian Corporation Plc reported progress on all SBTs.							
	8% 5 of a 65% reduction target		33% 2019 to 2025 (2021)	Supplier engagement		Scope 3	2020
	150% 75 of a 50% reduction target		33% 2019 to 2025 (2021)	Absolute		Scope 1+2	2020
	0% 0 of a 100% reduction target		33% 2019 to 2025 (2021)	Renewable electricity		Scope 2	2020
	398% 100 of a 25% reduction target		33% 2019 to 2025 (2021)	Absolute		Scope 3	2020
<b>Atos SE:</b> Atos SE reported progress on all SBTs.							
	30% 15 of a 50% reduction target		17% 2019 to 2025 (2020)	Absolute		Scope 1+2+3	2021
<b>Auckland Airport:</b> No comparable progress data of SBT(s) was publicly found for Auckland Airport.							
<b>Aurubis AG:</b> No comparable progress data of SBT(s) was publicly found for Aurubis AG.							
<b>Australian Postal Corporation:</b> Australian Postal Corporation reported progress on all SBTs.							
	32% 5 of a 15% reduction target		17% 2019 to 2025 (2020)	Absolute		Scope 1+2+3 <sup>b</sup>	2021
<b>Austria Glas Recycling GmbH:</b> No comparable progress data of SBT(s) was publicly found for Austria Glas Recycling GmbH.							
<b>Autodesk, Inc.:</b> Autodesk, Inc. reported progress for at least one SBT. Information for other SBT(s) could not be publicly found or could not be represented.							
	69% 58 of an 85% reduction target		27% 2008 to 2050 (2020)	Absolute		Scope 1+2+3	2016
<b>AvalonBay Communities, Inc.:</b> AvalonBay Communities, Inc. reported progress on all SBTs.							
	29% 15 of a 53% intensity reduction target		23% 2017 to 2030 (2020)	Intensity	per square foot	Scope 1+2	2019
	34% 16 of a 47% intensity reduction target		23% 2017 to 2030 (2020)	Intensity	per square foot	Scope 3	2019
<b>Avicola Coliumo:</b> (SME) No comparable progress data of SBT(s) was publicly found for Avicola Coliumo.							
<b>Avieco:</b> (SME) No comparable progress data of SBT(s) was publicly found for Avieco.							

\* In some cases, companies reported a single science-based target (SBT) as multiple disaggregated targets or reported multiple SBTs as a single aggregated target in their CDP disclosure. In these cases, the SBTs and CDP progress data are presented in separate rows, with the progress data italicized.

Target completion (% completed)	Current target status	Target timeframe (% elapsed)	Target timeframe Base year to target year (latest data year in brackets)	Target type	Activity unit	Scope(s) Covered	Year target approved
<b>Azbil Corporation:</b> Azbil Corporation reported progress on all SBTs.							
	106%	32 of a 30% reduction target	 47%	2013 to 2030 (2021)	Absolute	Scope 1+2	2019
	181%	36 of a 20% reduction target	 31%	2017 to 2030 (2021)	Absolute	Scope 3	2019
<b>Bacardi Limited:</b> No comparable progress data of SBT(s) was publicly found for Bacardi Limited.							
<b>Back Market:</b> (SME) No comparable progress data of SBT(s) was publicly found for Back Market.							
<b>Ball Corporation:</b> Ball Corporation reported progress on all SBTs.							
	18%	10 of a 55% reduction target	 23%	2017 to 2030 (2020)	Absolute	Scope 1+2	2020
	-112%	-18 of a 16% reduction target	 23%	2017 to 2030 (2020)	Absolute	Scope 3	2020
<b>Baluarde Cultura:</b> (SME) No comparable progress data of SBT(s) was publicly found for Baluarde Cultura.							
<b>Bama Fresh Cuts AB:</b> No comparable progress data of SBT(s) was publicly found for Bama Fresh Cuts AB.							
<b>Barco NV:</b> No comparable progress data of SBT(s) was publicly found for Barco NV.							
<b>Barilla G.R. Fratelli SpA:</b> Barilla G.R. Fratelli SpA reported progress on all SBTs.							
	-25%	-6 of a 25% reduction target	 23%	2017 to 2030 (2020)	Absolute	Scope 1+2	2019
	-8%	-2 of a 26% intensity reduction target	 23%	2017 to 2030 (2020)	Intensity	per ton of finished product	2019
<b>BARRATT DEVELOPMENTS PLC:</b> BARRATT DEVELOPMENTS PLC reported progress on all SBTs.							
	109%	32 of a 29% reduction target	 29%	2018 to 2025 (2020)	Absolute	Scope 1+2	2020
	-70%	-17 of a 24% intensity reduction target	 17%	2018 to 2030 (2020)	Intensity	per square meter	2020
<b>Barry Callebaut:</b> Barry Callebaut reported progress on all SBTs.							
	41%	14 of a 35% reduction target	 29%	2018 to 2025 (2020)	Absolute	Scope 1+2+3	2019

\* In some cases, companies reported a single science-based target (SBT) as multiple disaggregated targets or reported multiple SBTs as a single aggregated target in their CDP disclosure. In these cases, the SBTs and CDP progress data are presented in separate rows, with the progress data italicized.

Target completion (% completed)	Current target status	Target timeframe (% elapsed)	Target timeframe Base year to target year (latest data year in brackets)	Target type	Activity unit	Scope(s) Covered	Year target approved
<b>Bayer AG:</b> Bayer AG reported progress on all SBTs.							
	11% 5 of a 42% reduction target		10% 2019 to 2029 (2020)	Absolute		Scope 1+2	2020
	91% 11 of a 12% reduction target		10% 2019 to 2029 (2020)	Absolute		Scope 3	2020
<b>Beiersdorf AG:</b> Beiersdorf AG reported progress for at least one SBT. Information for other SBT(s) could not be publicly found or could not be represented.							
	107% 32 of a 30% reduction target		29% 2018 to 2025 (2020)	Absolute		Scope 1+2	2020
<b>BEL S.A.:</b> No comparable progress data of SBT(s) was publicly found for BEL S.A..							
<b>Ben &amp; Jerry's:</b> No comparable progress data of SBT(s) was publicly found for Ben & Jerry's.							
<b>Benesse Corporation Co., Ltd.:</b> Benesse Corporation Co., Ltd. reported progress on all SBTs.							
	57% 21 of a 36% reduction target		17% 2018 to 2030 (2020)	Absolute		Scope 1+2	2021
	21% 21 of a 100% reduction target		6% 2018 to 2050 (2020)	Absolute		Scope 1+2	2021
	21% 3 of a 15% reduction target		17% 2018 to 2030 (2020)	Absolute		Scope 3	2021
	8% 3 of a 39% reduction target		6% 2018 to 2050 (2020)	Absolute		Scope 3	2021
<b>Bennetts Associates:</b> Bennetts Associates reported progress for at least one SBT. Information for other SBT(s) could not be publicly found or could not be represented.							
	188% 49 of a 26% reduction target		67% 2016 to 2022 (2020)	Absolute		Scope 1+2	2018
<b>Berry Global Group, Inc.:</b> Berry Global Group, Inc. reported progress on all SBTs.							
	30% 7 of a 25% reduction target		17% 2019 to 2025 (2020)	Absolute		Scope 1+2	2021
	87% 7 of an 8% reduction target		17% 2019 to 2025 (2020)	Absolute		Scope 3	2021
<b>Bertegruppen AB:</b> (SME) No comparable progress data of SBT(s) was publicly found for Bertegruppen AB.							
<b>Bertelsmann SE &amp; Co. KGaA:</b> Bertelsmann SE & Co. KGaA reported progress on all SBTs.							
	36% 18 of a 50% reduction target		17% 2018 to 2030 (2020)	Absolute		Scope 1+2+3	2021
<b>Best Buy Co., Inc.:</b> Best Buy Co., Inc. reported progress on all SBTs.							
	40% 20 of a 50% reduction target		23% 2017 to 2030 (2020)	Absolute		Scope 1+2	2018
	-22% -4 of a 20% reduction target		23% 2017 to 2030 (2020)	Absolute		Scope 3	2018





\* In some cases, companies reported a single science-based target (SBT) as multiple disaggregated targets or reported multiple SBTs as a single aggregated target in their CDP disclosure. In these cases, the SBTs and CDP progress data are presented in separate rows, with the progress data italicized.







Target completion (% completed)	Current target status	Target timeframe (% elapsed)	Target timeframe Base year to target year (latest data year in brackets)	Target type	Activity unit	Scope(s) Covered	Year target approved
------------------------------------	-----------------------	---------------------------------	--	-------------	---------------	---------------------	----------------------------

**BESTSELLER A/S:** No comparable progress data of SBT(s) was publicly found for BESTSELLER A/S.





**Betsson AB:** Betsson AB reported progress on all SBTs.

	98%	53 of a 54% reduction target		9%	2019 to 2030 (2020)	Absolute	Scope 1+2	2021
	-21%	-3 of a 14% reduction target		9%	2019 to 2030 (2020)	Absolute	Scope 3	2021

**BillerudKorsnäs:** BillerudKorsnäs reported progress on all SBTs.





	18%	10 of a 59% reduction target		29%	2016 to 2030 (2020)	Absolute	Scope 1+2	2018
	58%	17 of a 30% reduction target		29%	2016 to 2030 (2020)	Absolute	Scope 3	2018

**Biogen Inc.:** Biogen Inc. reported progress for at least one SBT. Information for other SBT(s) could not be publicly found or could not be represented.





	19%	11 of a 55% reduction target		8%	2019 to 2032 (2020)	Absolute	Scope 1+2	2020
	0%	0 of an 80% supplier engagement target		17%	2019 to 2025 (2020)	Supplier engagement	Scope 3	2020

**BKUK Group Ltd.:** No comparable progress data of SBT(s) was publicly found for BKUK Group Ltd.



**BLG LOGISTICS GROUP AG & Co. KG:** BLG LOGISTICS GROUP AG & Co. KG reported progress on all SBTs.

	55%	17 of a 30% reduction target		17%	2018 to 2030 (2020)	Absolute	Scope 1+2	2020
	77%	12 of a 15% reduction target		17%	2018 to 2030 (2020)	Absolute	Scope 3	2020

**Bloomberg LP:** Bloomberg LP reported progress for at least one SBT. Information for other SBT(s) could not be publicly found or could not be represented.





























	33%	26 of an 80% reduction target		17%	2018 to 2030 (2020)	Absolute	Scope 1+2	2021
	347%	69 of a 20% reduction target		17%	2018 to 2030 (2020)	Absolute	Scope 3	2021

**BMW Group:** BMW Group reported progress for at least one SBT. Information for other SBT(s) could not be publicly found or could not be represented.

	20%	16 of an 80% intensity reduction target		9%	2019 to 2030 (2020)	Intensity	per vehicle produced	Scope 1+2	2021
---	-----	---	---	----	---------------------	-----------	----------------------	-----------	------

**Boma Global: (SME)** No comparable progress data of SBT(s) was publicly found for Boma Global.

\* In some cases, companies reported a single science-based target (SBT) as multiple disaggregated targets or reported multiple SBTs as a single aggregated target in their CDP disclosure. In these cases, the SBTs and CDP progress data are presented in separate rows, with the progress data italicized.

Target completion (% completed)	Current target status	Target timeframe (% elapsed)	Target timeframe Base year to target year (latest data year in brackets)	Target type	Activity unit	Scope(s) Covered	Year target approved
<b>Bonava AB:</b> Bonava AB reported progress on all SBTs.							
	49%	24 of a 50% reduction target		17%	2018 to 2030 (2020)	Absolute	Scope 1+2 2020
	-4%	-2 of a 50% intensity reduction target		17%	2018 to 2030 (2020)	Intensity per Bonava home	Scope 3 2020
<b>Bonnier Books:</b> No comparable progress data of SBT(s) was publicly found for Bonnier Books.							
<b>Borregaard AS:</b> Borregaard AS reported progress for at least one SBT. Information for other SBT(s) could not be publicly found or could not be represented.							
	64%	34 of a 53% reduction target		52%	2009 to 2030 (2020)	Absolute	Scope 1+2 2019
	34%	34 of a 100% reduction target		27%	2009 to 2050 (2020)	Absolute	Scope 1+2 2019
<b>Boston Properties:</b> Boston Properties reported progress on all SBTs.							
	197%	77 of a 39% intensity reduction target		33%	2018 to 2024 (2020)	Intensity square meters	Scope 1+2 2020
	714%	100 of a 14% intensity reduction target		29%	2018 to 2025 (2020)	Intensity square meters	Scope 3 2020
<b>bpost SA:</b> bpost SA reported progress for at least one SBT. Information for other SBT(s) could not be publicly found or could not be represented.							
	-15%	-3 of a 20% reduction target		23%	2017 to 2030 (2020)	Absolute	Scope 1+2 2018
<b>BPR Group: (SME)</b> No comparable progress data of SBT(s) was publicly found for BPR Group.							
<b>Bristlecone Inc.:</b> Bristlecone Inc reported progress on all SBTs.							
	48%	18 of a 38% reduction target		13%	2017 to 2032 (2019)	Absolute	Scope 1+2 2019
	109%	22 of a 20% reduction target		13%	2017 to 2032 (2019)	Absolute	Scope 3 2019
<b>British American Tobacco:</b> British American Tobacco reported progress for at least one SBT. Information for other SBT(s) could not be publicly found or could not be represented.							
	57%	9 of a 16% reduction target		23%	2017 to 2030 (2020)	Absolute	Scope 3 2019
<b>BRITVIC PLC:</b> BRITVIC PLC reported progress on all SBTs.							
	51%	25 of a 50% reduction target		38%	2017 to 2025 (2020)	Absolute	Scope 1+2 2019
	28%	10 of a 35% reduction target		38%	2017 to 2025 (2020)	Absolute	Scope 3 2019
<b>Brooks Running:</b> Brooks Running reported progress on all SBTs.							
	-39%	-19 of a 50% reduction target		17%	2018 to 2030 (2020)	Absolute	Scope 1+2 2020
	-134%	-20 of a 15% reduction target		17%	2018 to 2030 (2020)	Absolute	Scope 3 2020

\* In some cases, companies reported a single science-based target (SBT) as multiple disaggregated targets or reported multiple SBTs as a single aggregated target in their CDP disclosure. In these cases, the SBTs and CDP progress data are presented in separate rows, with the progress data italicized.

Target completion (% completed)	Current target status	Target timeframe (% elapsed)	Target timeframe Base year to target year (latest data year in brackets)	Target type	Activity unit	Scope(s) Covered	Year target approved		
<b>Brother Industries, Ltd.:</b> Brother Industries, Ltd. reported progress on all SBTs.									
	137%	41 of a 30% reduction target		40%	2015 to 2030 (2021)	Absolute	Scope 1+2	2018	
	53%	16 of a 30% reduction target		40%	2015 to 2030 (2021)	Absolute	Scope 3	2018	
<b>Brown Thomas Arnotts:</b> No comparable progress data of SBT(s) was publicly found for Brown Thomas Arnotts.									
<b>BT plc:</b> BT plc reported progress for at least one SBT. Information for other SBT(s) could not be publicly found or could not be represented.									
	66%	57 of an 87% intensity reduction target		29%	2017 to 2030 (2021)	Intensity	per unit of value added	Scope 1+2	2017
<b>Burberry Limited:</b> Burberry Limited reported progress on all SBTs.									
	88%	84 of a 95% reduction target		83%	2016 to 2022 (2021)	Absolute	Scope 1+2	2019	
	16%	5 of a 30% reduction target		36%	2016 to 2030 (2021)	Absolute	Scope 3	2019	
<b>Buro Happold:</b> Buro Happold reported progress for at least one SBT. Information for other SBT(s) could not be publicly found or could not be represented.									
	324%	68 of a 21% reduction target		20%	2020 to 2025 (2021)	Absolute	Scope 1+2+3	2021	
<b>C&amp;A:</b> C&A reported progress on all SBTs.									
	107%	32 of a 30% reduction target		17%	2018 to 2030 (2020)	Absolute	Scope 1+2	2019	
	113%	34 of a 30% reduction target		17%	2018 to 2030 (2020)	Absolute	Scope 3	2019	
<b>Caesars Entertainment:</b> Caesars Entertainment reported progress on all SBTs.									
	103%	36 of a 35% reduction target		64%	2011 to 2025 (2020)	Absolute	Scope 1+2	2019	
	36%	36 of a 100% reduction target		23%	2011 to 2050 (2020)	Absolute	Scope 1+2	2019	
	22%	13 of a 60% supplier engagement target		75%	2011 to 2023 (2020)	Supplier engagement	Scope 3	2018	
<b>Canadian National Railway Company:</b> Canadian National Railway Company reported progress on all SBTs.									
	7%	3 of a 43% intensity reduction target		9%	2019 to 2030 (2020)	Intensity	per million gross ton miles (GTM)	Scope 1+2	2021
	22%	9 of a 40% intensity reduction target		9%	2019 to 2030 (2020)	Intensity	per million gross ton miles (GTM)	Scope 3	2021

\* In some cases, companies reported a single science-based target (SBT) as multiple disaggregated targets or reported multiple SBTs as a single aggregated target in their CDP disclosure. In these cases, the SBTs and CDP progress data are presented in separate rows, with the progress data italicized.

Target completion (% completed)	Current target status	Target timeframe (% elapsed)	Target timeframe Base year to target year (latest data year in brackets)	Target type	Activity unit	Scope(s) Covered	Year target approved
------------------------------------	-----------------------	---------------------------------	--	-------------	---------------	---------------------	----------------------------

**Canadian Pacific Railway Company:** No comparable progress data of SBT(s) was publicly found for Canadian Pacific Railway Company.

**Canary Wharf Group Plc:** No comparable progress data of SBT(s) was publicly found for Canary Wharf Group Plc.

**Capgemini Group:** Capgemini Group reported progress on all SBTs.

	72%	58 of an 80% reduction target		33%	2015 to 2030 (2020)	Absolute		Scope 1+2	2020
	33%	33 of a 100% renewable electricity procurement target		50%	2015 to 2025 (2020)	Renewable electricity		Scope 2	2020
	123%	62 of a 50% reduction target		33%	2015 to 2030 (2020)	Absolute		Scope 3	2020
		50% intensity reduction target			2015 to 2030 (2020)	Intensity	per employee	Scope 3	2020
	<i>*150%</i>	<i>*75 of a 50% intensity reduction target</i>		<i>*33%</i>	<i>*2015 to 2030 (2020)</i>	<i>*Intensity</i>	<i>*per employee</i>	<i>*Scope 3<sup>6</sup></i>	
	<i>*161%</i>	<i>*81 of a 50% intensity reduction target</i>		<i>*33%</i>	<i>*2015 to 2030 (2020)</i>	<i>*Intensity</i>	<i>*per employee</i>	<i>*Scope 3<sup>7</sup></i>	

**Capita Plc:** Capita Plc reported progress for at least one SBT. Information for other SBT(s) could not be publicly found or could not be represented.

	76%	35 of a 46% reduction target		9%	2019 to 2030 (2020)	Absolute		Scope 1+2+3	2021
--	-----	------------------------------	--	----	---------------------	----------	--	-------------	------

**CapitaLand:** No comparable progress data of SBT(s) was publicly found for CapitaLand.

**Carbon Intelligence:** No comparable progress data of SBT(s) was publicly found for Carbon Intelligence.

**Cargill, Inc.:** Cargill, Inc. reported progress for at least one SBT. Information for other SBT(s) could not be publicly found or could not be represented.

	40%	4 of a 10% reduction target		38%	2017 to 2025 (2020)	Absolute		Scope 1+2	2019
--	-----	-----------------------------	--	-----	---------------------	----------	--	-----------	------

**Cargotec:** No comparable progress data of SBT(s) was publicly found for Cargotec.

**Carlsberg Group:** Carlsberg Group reported progress for at least one SBT. Information for other SBT(s) could not be publicly found or could not be represented.

	24%	7 of a 30% intensity reduction target		33%	2015 to 2030 (2020)	Intensity	per hectoliter of beverage produced	Scope 1+2+3	2017
--	-----	---------------------------------------	--	-----	---------------------	-----------	-------------------------------------	-------------	------

**Carrefour:** Carrefour reported progress on all SBTs.

	31%	9 of a 30% reduction target		9%	2019 to 2030 (2020)	Absolute		Scope 1+2	2020
	17%	9 of a 55% reduction target		5%	2019 to 2040 (2020)	Absolute		Scope 1+2	2020
	12%	3 of a 29% reduction target		9%	2019 to 2030 (2020)	Absolute		Scope 3	2020

\* In some cases, companies reported a single science-based target (SBT) as multiple disaggregated targets or reported multiple SBTs as a single aggregated target in their CDP disclosure. In these cases, the SBTs and CDP progress data are presented in separate rows, with the progress data italicized.





Target completion (% completed)	Current target status	Target timeframe (% elapsed)	Target timeframe Base year to target year (latest data year in brackets)	Target type	Activity unit	Scope(s) Covered	Year target approved
------------------------------------	-----------------------	---------------------------------	--	-------------	---------------	---------------------	----------------------------

**CARTIER:** No comparable progress data of SBT(s) was publicly found for CARTIER.





**Casino Guichard Perrachon SA:** Casino Guichard Perrachon SA reported progress on all SBTs.

	54%	10 of a 18% reduction target		50%	2015 to 2025 (2020)	Absolute	Scope 1+2	2019
		10% reduction target			2018 to 2025 (2020)	Absolute	Scope 3 <sup>1</sup>	2019
		10% reduction target			2018 to 2025 (2020)	Absolute	Scope 3 <sup>11</sup>	2019
	<i>*132%</i>	<i>*13 of a 10% reduction target</i>		<i>*29%</i>	<i>*2018 to 2025 (2020)</i>	<i>*Absolute</i>	<i>*Scope 3</i>	

**CASIO COMPUTER CO., LTD.:** CASIO COMPUTER CO., LTD. reported progress on all SBTs.



	53%	20 of a 38% reduction target		25%	2018 to 2030 (2021)	Absolute	Scope 1+2	2021
	149%	45 of a 30% reduction target		25%	2018 to 2030 (2021)	Absolute	Scope 3	2021

**Castellum AB:** Castellum AB reported progress on all SBTs.







		100% reduction target			2017 to 2030 (2020)	Absolute	Scope 1+2+3	2020
	<i>*41%</i>	<i>*41 of a 100% reduction target</i>		<i>*23%</i>	<i>*2017 to 2030 (2020)</i>	<i>*Absolute</i>	<i>*Scope 1+2</i>	
	<i>*11%</i>	<i>*11 of a 100% reduction target</i>		<i>*23%</i>	<i>*2017 to 2030 (2020)</i>	<i>*Absolute</i>	<i>*Scope 3<sup>b</sup></i>	

**Castrén & Snellman Attorneys Ltd.:** (SME) No comparable progress data of SBT(s) was publicly found for Castrén & Snellman Attorneys Ltd.





























**Catena AB:** (SME) Catena AB reported progress on all SBTs.

	78%	39 of a 50% reduction target		17%	2018 to 2030 (2020)	Absolute	Scope 1+2	2020
---	-----	------------------------------	---	-----	---------------------	----------	-----------	------



















**CBRE:** CBRE reported progress on all SBTs.

	7%	5 of a 68% reduction target		6%	2019 to 2035 (2020)	Absolute	Scope 1+2	2020
	-77%	-52 of a 67% intensity reduction target		6%	2019 to 2035 (2020)	Intensity	per square foot	2020
	-809%	-639 of a 79% intensity reduction target		6%	2019 to 2035 (2020)	Intensity	per square foot	2020

\* In some cases, companies reported a single science-based target (SBT) as multiple disaggregated targets or reported multiple SBTs as a single aggregated target in their CDP disclosure. In these cases, the SBTs and CDP progress data are presented in separate rows, with the progress data italicized.

Target completion (% completed)	Current target status	Target timeframe (% elapsed)	Target timeframe Base year to target year (latest data year in brackets)	Target type	Activity unit	Scope(s) Covered	Year target approved
<b>Celestica:</b> Celestica reported progress on all SBTs.							
	222% 67 of a 30% reduction target		29% 2018 to 2025 (2020)	Absolute		Scope 1+2	2020
	-917% -92 of a 10% reduction target		29% 2018 to 2025 (2020)	Absolute		Scope 3	2020
<b>CELLNEX TELECOM S.A.:</b> CELLNEX TELECOM S.A. reported progress on all SBTs.							
	70% reduction target		2020 to 2030 (2020)	Absolute		Scope 1+2+3	2021
	*0% *0 of a 70% reduction target		*0% *2020 to 2030 (2020)	*Absolute		*Scope 1+2	
	*0% *0 of a 70% reduction target		*0% *2020 to 2030 (2020)	*Absolute		*Scope 3	
	0% 0 of a 100% renewable electricity procurement target		0% 2020 to 2025 (2020)	Renewable electricity		Scope 2	2021
	0% 0 of a 21% reduction target		0% 2020 to 2025 (2020)	Absolute		Scope 3	2021
<b>CEMAsys.com AS:</b> (SME) CEMAsys.com AS reported progress on all SBTs.							
	-32% -16 of a 50% reduction target		17% 2018 to 2030 (2020)	Absolute		Scope 1+2	2020
<b>Cementir Holding N.V.:</b> No comparable progress data of SBT(s) was publicly found for Cementir Holding N.V.							
<b>CEWE Stiftung &amp; Co. KGaA:</b> CEWE Stiftung & Co. KGaA reported progress on all SBTs.							
	99% 49 of a 50% reduction target		50% 2015 to 2025 (2020)	Absolute		Scope 1+2	2017
	74% 19 of a 25% reduction target		50% 2015 to 2025 (2020)	Absolute		Scope 3	2017
<b>CHANEL:</b> CHANEL reported progress on all SBTs.							
	25% 12 of a 50% reduction target		17% 2018 to 2030 (2020)	Absolute		Scope 1+2	2019
	45% 18 of a 40% intensity reduction target		17% 2018 to 2030 (2020)	Intensity	per unit sold	Scope 3	2019
<b>Charles River Laboratories, Inc.:</b> Charles River Laboratories, Inc. reported progress on all SBTs.							
	52% 26 of a 50% reduction target		17% 2018 to 2030 (2020)	Absolute		Scope 1+2	2021
	37% 37 of a 100% renewable electricity procurement target		17% 2018 to 2030 (2020)	Renewable electricity		Scope 2	2021
	-32% -5 of a 15% reduction target		9% 2019 to 2030 (2020)	Absolute		Scope 3	2021

\* In some cases, companies reported a single science-based target (SBT) as multiple disaggregated targets or reported multiple SBTs as a single aggregated target in their CDP disclosure. In these cases, the SBTs and CDP progress data are presented in separate rows, with the progress data italicized.























Target completion (% completed)	Current target status	Target timeframe (% elapsed)	Target timeframe Base year to target year (latest data year in brackets)	Target type	Activity unit	Scope(s) Covered	Year target approved
<b>Chiesi Farmaceutici S.p.A.:</b> Chiesi Farmaceutici S.p.A. reported progress for at least one SBT. Information for other SBT(s) could not be publicly found or could not be represented.							
	14% 7 of a 50% reduction target		9% 2019 to 2030 (2020)	Absolute		Scope 1+2	2021
<b>Chiquita Brands International Sàrl:</b> No comparable progress data of SBT(s) was publicly found for Chiquita Brands International Sàrl.							
<b>Cisco Systems, Inc.:</b> Cisco Systems, Inc. reported progress on all SBTs.							
	92% 55 of a 60% reduction target		87% 2007 to 2022 (2020)	Absolute		Scope 1+2	2018
	87% 11 of a 13% reduction target		67% 2016 to 2022 (2020)	Absolute		Scope 3	2018
<b>City Developments Limited:</b> City Developments Limited reported progress for at least one SBT. Information for other SBT(s) could not be publicly found or could not be represented.							
	75% 44 of a 59% intensity reduction target		57% 2007 to 2030 (2020)	Intensity	per square metre	Scope 1+2	2018
<b>Clariant AG:</b> Clariant AG reported progress for at least one SBT. Information for other SBT(s) could not be publicly found or could not be represented.							
	714% 96 of a 14% reduction target		9% 2019 to 2030 (2020)	Absolute		Scope 3	2021
<b>Clear Insurance Management Ltd.:</b> (SME) No comparable progress data of SBT(s) was publicly found for Clear Insurance Management Ltd.							
<b>Clif Bar &amp; Company:</b> No comparable progress data of SBT(s) was publicly found for Clif Bar & Company.							
<b>CLIMACT:</b> (SME) No comparable progress data of SBT(s) was publicly found for CLIMACT.							
<b>CMS Cameron McKenna Nabarro Olswang LLP:</b> CMS Cameron McKenna Nabarro Olswang LLP reported progress on all SBTs.							
	87% 26 of a 30% reduction target		33% 2019 to 2025 (2021)	Absolute		Scope 1+2+3	2020
<b>Coca Cola European Partners:</b> Coca Cola European Partners reported progress for at least one SBT. Information for other SBT(s) could not be publicly found or could not be represented.							
	40% 12 of a 30% reduction target		9% 2019 to 2030 (2020)	Absolute		Scope 1+2+3	2020
<b>Coca-Cola FEMSA:</b> Coca-Cola FEMSA reported progress for at least one SBT. Information for other SBT(s) could not be publicly found or could not be represented.							
	7% 4 of a 50% reduction target		33% 2015 to 2030 (2020)	Absolute		Scope 1+2	2020
	69% 14 of a 20% reduction target		33% 2015 to 2030 (2020)	Absolute		Scope 3	2020

\* In some cases, companies reported a single science-based target (SBT) as multiple disaggregated targets or reported multiple SBTs as a single aggregated target in their CDP disclosure. In these cases, the SBTs and CDP progress data are presented in separate rows, with the progress data italicized.























Target completion (% completed)	Current target status	Target timeframe (% elapsed)	Target timeframe Base year to target year (latest data year in brackets)	Target type	Activity unit	Scope(s) Covered	Year target approved		
<b>Coca-Cola HBC AG:</b> Coca-Cola HBC AG reported progress on all SBTs.									
	42%	23 of a 55% reduction target		23%	2017 to 2030 (2020)	Absolute	Scope 1+2	2020	
	53%	11 of a 21% reduction target		23%	2017 to 2030 (2020)	Absolute	Scope 3	2020	
<b>Cofinimmo: (SME)</b> Cofinimmo reported progress on all SBTs.									
	50%	25 of a 50% reduction target		17%	2018 to 2030 (2020)	Absolute	Scope 1+2	2020	
<b>Cogeco Inc.:</b> Cogeco Inc. reported progress for at least one SBT. Information for other SBT(s) could not be publicly found or could not be represented.									
	26%	17 of a 65% reduction target		9%	2019 to 2030 (2020)	Absolute	Scope 1+2	2021	
		30% reduction target			2019 to 2030 (2020)	Absolute	Scope 3 <sup>7, 11</sup>	2021	
	<i>*80%</i>	<i>*24 of a 30% reduction target</i>		<i>*9%</i>	<i>*2019 to 2030 (2020)</i>	<i>*Absolute</i>	<i>*Scope 3<sup>7</sup></i>		
	<i>*9%</i>	<i>*3 of a 30% reduction target</i>		<i>*9%</i>	<i>*2019 to 2030 (2020)</i>	<i>*Absolute</i>	<i>*Scope 3<sup>11</sup></i>		
<b>Colgate Palmolive Company:</b> Colgate Palmolive Company reported progress for at least one SBT. Information for other SBT(s) could not be publicly found or could not be represented.									
	58%	17 of a 30% reduction target		29%	2018 to 2025 (2020)	Absolute	Scope 1+2	2020	
	35%	17 of a 50% reduction target		17%	2018 to 2030 (2020)	Absolute	Scope 1+2	2020	
	128%	26 of a 20% reduction target		44%	2016 to 2025 (2020)	Absolute	Scope 3	2020	
	-3%	-1 of a 30% reduction target		29%	2018 to 2025 (2020)	Absolute	Scope 3	2020	
<b>Comany Inc.:</b> Comany Inc. reported progress for at least one SBT. Information for other SBT(s) could not be publicly found or could not be represented.									
	25%	12 of a 50% reduction target		25%	2018 to 2030 (2021)	Absolute	Scope 1+2	2020	
<b>Commercial Corporate Services Limited:</b> (SME) No comparable progress data of SBT(s) was publicly found for Commercial Corporate Services Limited.									
<b>CommonWealth Partners:</b> CommonWealth Partners reported progress on all SBTs.									
	104%	52 of a 50% reduction target		41%	2013 to 2030 (2020)	Intensity	square foot	Scope 1+2	2019
<b>Conagra Brands, Inc.:</b> Conagra Brands, Inc. reported progress on all SBTs.									
	0%	0 of a 25% reduction target		0%	2020 to 2030 (2020)	Absolute	Scope 1+2	2021	
	0%	0 of a 20% intensity reduction target		0%	2020 to 2030 (2020)	Intensity	metric tonne of material sourced	Scope 3	2021

\* In some cases, companies reported a single science-based target (SBT) as multiple disaggregated targets or reported multiple SBTs as a single aggregated target in their CDP disclosure. In these cases, the SBTs and CDP progress data are presented in separate rows, with the progress data italicized.



Target completion (% completed)	Current target status	Target timeframe (% elapsed)	Target timeframe Base year to target year (latest data year in brackets)	Target type	Activity unit	Scope(s) Covered	Year target approved
<b>Constania Flexibles International GmbH:</b> Constania Flexibles International GmbH reported progress on all SBTs.							
	84%	20 of a 24% reduction target	 33%	2015 to 2030 (2020)	Absolute	Scope 1+2+3	2018
	41%	20 of a 49% reduction target	 14%	2015 to 2050 (2020)	Absolute	Scope 1+2+3	2018
<b>Contact Energy:</b> Contact Energy reported progress for at least one SBT. Information for other SBT(s) could not be publicly found or could not be represented.							
	25%	11 of a 45% reduction target	 38%	2018 to 2026 (2021)	Absolute	Scope 1+2	2021
<b>Continental:</b> No comparable progress data of SBT(s) was publicly found for Continental.							
<b>Corbion:</b> Corbion reported progress on all SBTs.							
	33%	11 of a 33% intensity reduction target	 29%	2016 to 2030 (2020)	Intensity	per ton of product	Scope 1+2+3 2019
<b>Covivio:</b> Covivio reported progress on all SBTs.							
	62%	22 of a 35% intensity reduction target	 23%	2017 to 2030 (2020)	Intensity	per square meter	Scope 1+2 2018
	59%	20 of a 34% intensity reduction target	 50%	2010 to 2030 (2020)	Intensity	per square meter	Scope 1+2+3 2018
<b>Cranswick plc:</b> No comparable progress data of SBT(s) was publicly found for Cranswick plc.							
<b>Croda International Plc:</b> Croda International Plc reported progress on all SBTs.							
	33%	15 of a 46% reduction target	 18%	2018 to 2029 (2020)	Absolute	Scope 1+2	2021
	77%	10 of a 14% reduction target	 18%	2018 to 2029 (2020)	Absolute	Scope 3	2021
<b>Crown Holdings, Inc.:</b> Crown Holdings, Inc reported progress on all SBTs.							
	27%	14 of a 50% reduction target	 9%	2019 to 2030 (2020)	Absolute	Scope 1+2	2020
	10%	2 of a 16% reduction target	 9%	2019 to 2030 (2020)	Absolute	Scope 3	2020
<b>Crystal Claire Cosmetics Inc.:</b> No comparable progress data of SBT(s) was publicly found for Crystal Claire Cosmetics Inc.							
<b>CSX Corporation:</b> CSX Corporation reported progress on all SBTs.							
	37%	14 of a 37% intensity reduction target	 40%	2014 to 2029 (2020)	Intensity	per million gross ton miles	Scope 1+2 2020





\* In some cases, companies reported a single science-based target (SBT) as multiple disaggregated targets or reported multiple SBTs as a single aggregated target in their CDP disclosure. In these cases, the SBTs and CDP progress data are presented in separate rows, with the progress data italicized.

Target completion (% completed)	Current target status	Target timeframe (% elapsed)	Target timeframe Base year to target year (latest data year in brackets)	Target type	Activity unit	Scope(s) Covered	Year target approved
<b>CTT - Correios de Portugal SA:</b> CTT - Correios de Portugal SA reported progress on all SBTs.							
	83% 25 of a 30% reduction target		58% 2013 to 2025 (2020)	Absolute		Scope 1+2+3	2017
	20% intensity reduction target		2013 to 2025 (2020)	Intensity	per letter and parcel delivery	Scope 1+2+3	2017
	<i>*162% *32 of a 20% intensity reduction target</i>		<i>*58% *2013 to 2025 (2020)</i>	<i>*Intensity</i>	<i>*per parcel</i>	<i>*Scope 1+2+3</i>	
	<i>*10% *2 of a 20% intensity reduction target</i>		<i>*58% *2013 to 2025 (2020)</i>	<i>*Intensity</i>	<i>*per letter</i>	<i>*Scope 1+2+3</i>	
<b>Cummins:</b> Cummins reported progress on all SBTs.							
	65% 32 of a 50% reduction target		17% 2018 to 2030 (2020)	Absolute		Scope 1+2	2019
	75% 19 of a 25% reduction target		17% 2018 to 2030 (2020)	Absolute		Scope 3	2019
<b>Cundall Johnston and Partners LLP:</b> No comparable progress data of SBT(s) was publicly found for Cundall Johnston and Partners LLP.							
<b>Currys plc:</b> Currys plc reported progress on all SBTs.							
	8% 4 of a 50% reduction target		10% 2020 to 2030 (2021)	Absolute		Scope 1+2	2021
	50% reduction target		2020 to 2030 (2021)	Absolute		Scope 3 <sup>1, 11</sup>	2021
	<i>*49% *24 of a 50% reduction target</i>		<i>*10% *2020 to 2030 (2021)</i>	<i>*Absolute</i>		<i>*Scope 3<sup>1</sup></i>	
	<i>*64% *32 of a 50% reduction target</i>		<i>*10% *2020 to 2030 (2021)</i>	<i>*Absolute</i>		<i>*Scope 3<sup>11</sup></i>	
<b>CVS Health:</b> CVS Health reported progress on all SBTs.							
	51% 34 of a 67% reduction target		38% 2014 to 2030 (2020)	Absolute		Scope 1+2	2021
	253% 35 of a 14% reduction target		9% 2019 to 2030 (2020)	Absolute		Scope 3	2021
<b>Dai Nippon Printing Co., Ltd.:</b> No comparable progress data of SBT(s) was publicly found for Dai Nippon Printing Co., Ltd.							
<b>DAIDO TRADING CO.,LTD.:</b> (SME) No comparable progress data of SBT(s) was publicly found for DAIDO TRADING CO.,LTD.							
<b>Daiichi Sankyo Co., Ltd.:</b> Daiichi Sankyo Co., Ltd. reported progress for at least one SBT. Information for other SBT(s) could not be publicly found or could not be represented.							
	52% 19 of a 38% reduction target		40% 2015 to 2030 (2021)	Absolute		Scope 1+2	2020
<b>Dairy Farmers of America, Inc.:</b> No comparable progress data of SBT(s) was publicly found for Dairy Farmers of America, Inc.							

\* In some cases, companies reported a single science-based target (SBT) as multiple disaggregated targets or reported multiple SBTs as a single aggregated target in their CDP disclosure. In these cases, the SBTs and CDP progress data are presented in separate rows, with the progress data italicized.





Target completion (% completed)	Current target status	Target timeframe (% elapsed)	Target timeframe Base year to target year (latest data year in brackets)	Target type	Activity unit	Scope(s) Covered	Year target approved
------------------------------------	-----------------------	---------------------------------	--	-------------	---------------	---------------------	----------------------------

**Daito Trust Construction Co., Ltd.:** Daito Trust Construction Co., Ltd. reported progress on all SBTs.





	24%	13 of a 55% reduction target		31%	2017 to 2030 (2021)	Absolute	Scope 1+2	2020
	277%	44 of a 16% reduction target		31%	2017 to 2030 (2021)	Absolute	Scope 3	2020

**Daitomiunyu Co.Ltd.:** (SME) No comparable progress data of SBT(s) was publicly found for Daitomiunyu Co.Ltd.





**Daiwa House Industry Co., Ltd.:** Daiwa House Industry Co., Ltd. reported progress for at least one SBT. Information for other SBT(s) could not be publicly found or could not be represented.

	47%	24 of a 50% reduction target		40%	2015 to 2030 (2021)	Absolute	Scope 1+2	2021
	-46%	-14 of a 30% intensity reduction target		40%	2015 to 2030 (2021)	Intensity	per floor area	2018







**Danieli & C. Officine Meccaniche S.p.A.:** Danieli & C. Officine Meccaniche S.p.A. reported progress on all SBTs.

	37%	13 of a 36% reduction target		23%	2017 to 2030 (2020)	Absolute	Scope 1+2	2019
	-555%	-344 of a 62% intensity reduction target		23%	2017 to 2030 (2020)	Intensity	dollar value added	2019



**Danone:** Danone reported progress on all SBTs.

	106%	32 of a 30% reduction target		33%	2015 to 2030 (2020)	Absolute	Scope 1+2	2017
	-11%	-5 of a 50% intensity reduction target		33%	2015 to 2030 (2020)	Intensity	per tonne of product sold	2017

**Dassault Systemes:** Dassault Systemes reported progress for at least one SBT. Information for other SBT(s) could not be publicly found or could not be represented.

	39%	13 of a 34% reduction target		12%	2019 to 2027 (2020)	Absolute	Scope 1+2	2021
	255%	59 of a 23% reduction target		12%	2019 to 2027 (2020)	Absolute	Scope 3	2021
	0%	0 of a 52% supplier engagement target		17%	2019 to 2025 (2020)	Supplier engagement	Scope 3	2021

**DaVita:** DaVita reported progress for at least one SBT. Information for other SBT(s) could not be publicly found or could not be represented.

	19%	10 of a 50% reduction target		17%	2018 to 2030 (2020)	Absolute	Scope 1+2	2021
---	-----	------------------------------	---	-----	---------------------	----------	-----------	------

**Dawn Meats Group:** No comparable progress data of SBT(s) was publicly found for Dawn Meats Group.




**Daxner & Merl GmbH:** No comparable progress data of SBT(s) was publicly found for Daxner & Merl GmbH.

\* In some cases, companies reported a single science-based target (SBT) as multiple disaggregated targets or reported multiple SBTs as a single aggregated target in their CDP disclosure. In these cases, the SBTs and CDP progress data are presented in separate rows, with the progress data italicized.





Target completion (% completed)	Current target status	Target timeframe (% elapsed)	Target timeframe Base year to target year (latest data year in brackets)	Target type	Activity unit	Scope(s) Covered	Year target approved
------------------------------------	-----------------------	---------------------------------	--	-------------	---------------	---------------------	----------------------------

**dbramante1928:** (SME) No comparable progress data of SBT(s) was publicly found for dbramante1928.


**Decathlon:** Decathlon reported progress for at least one SBT. Information for other SBT(s) could not be publicly found or could not be represented.

	26%	20 of a 75% reduction target		40%	2016 to 2026 (2020)	Absolute		Scope 1+2	2019
	49%	49 of a 100% renewable electricity procurement target		40%	2016 to 2026 (2020)	Renewable electricity		Scope 2	2019





**Dell Technologies:** Dell Technologies reported progress on all SBTs.

	53%	26 of a 50% reduction target		9%	2019 to 2030 (2020)	Absolute		Scope 1+2	2021
	13%	8 of a 60% intensity reduction target		9%	2019 to 2030 (2020)	Intensity	revenue	Scope 3	2021

**Deloitte:** Deloitte reported progress on all SBTs.

	87%	61 of a 70% reduction target		9%	2019 to 2030 (2020)	Absolute		Scope 1+2	2020
	56%	28 of a 50% intensity reduction target		9%	2019 to 2030 (2020)	Intensity	per FTE	Scope 3	2020
	18%	12 of a 67% supplier engagement target		17%	2019 to 2025 (2020)	Supplier engagement		Scope 3	2020

**Delta Electronics:** Delta Electronics reported progress on all SBTs.





	99%	56 of a 57% intensity reduction target		55%	2014 to 2025 (2020)	Intensity	per million USD output value (a measurement of product sale price x production quantity)	Scope 1+2	2017
	-82%	-16 of a 20% reduction target		67%	2016 to 2022 (2020)	Absolute		Scope 3	2017

**Delta-Simons Environmental Consultants Limited:** (SME) No comparable progress data of SBT(s) was publicly found for Delta-Simons Environmental Consultants Limited.



























**denkstatt GmbH:** (SME) No comparable progress data of SBT(s) was publicly found for denkstatt GmbH.

**Denner AG:** No comparable progress data of SBT(s) was publicly found for Denner AG.

**Dentsu Inc.:** Dentsu Inc. reported progress on all SBTs.

	239%	57 of a 24% reduction target		38%	2014 to 2030 (2020)	Absolute		Scope 1+2	2017
	292%	73 of a 25% intensity reduction target		14%	2015 to 2050 (2020)	Intensity	per employee	Scope 3	2017

\* In some cases, companies reported a single science-based target (SBT) as multiple disaggregated targets or reported multiple SBTs as a single aggregated target in their CDP disclosure. In these cases, the SBTs and CDP progress data are presented in separate rows, with the progress data italicized.

Target completion (% completed)	Current target status	Target timeframe (% elapsed)	Target timeframe Base year to target year (latest data year in brackets)	Target type	Activity unit	Scope(s) Covered	Year target approved
<b>Dentsu International:</b> Dentsu International reported progress on all SBTs.							
	85% 39 of a 46% reduction target		9% 2019 to 2030 (2020)	Absolute		Scope 1+2	2020
	-20% -9 of a 46% reduction target		9% 2019 to 2030 (2020)	Absolute		Scope 3	2020
<b>Derwent London Plc:</b> Derwent London Plc reported progress on all SBTs.							
	104% 57 of a 55% reduction target		50% 2013 to 2027 (2020)	Intensity	per square meter	Scope 1+2	2019
	300% 60 of a 20% reduction target		30% 2017 to 2027 (2020)	Intensity	per square meter	Scope 3	2019
<b>Deutsche Bahn AG:</b> Deutsche Bahn AG reported progress for at least one SBT. Information for other SBT(s) could not be publicly found or could not be represented.							
	29% 29 of a 100% reduction target		32% 2006 to 2050 (2020)	Absolute		Scope 1+2+3	2020
<b>Deutsche Telekom AG:</b> Deutsche Telekom AG reported progress on all SBTs.							
	42% 38 of a 90% reduction target		23% 2017 to 2030 (2020)	Absolute		Scope 1+2	2019
	29% 29 of a 100% renewable electricity procurement target		75% 2017 to 2021 (2020)	Renewable electricity		Scope 2	2019
	25% 6 of a 25% intensity reduction target		23% 2017 to 2030 (2020)	Intensity	per customer	Scope 3	2019
<b>Dexus:</b> Dexus reported progress for at least one SBT. Information for other SBT(s) could not be publicly found or could not be represented.							
	18% 13 of a 70% reduction target		17% 2018 to 2030 (2020)	Absolute		Scope 1+2	2019
<b>Diab International AB:</b> No comparable progress data of SBT(s) was publicly found for Diab International AB.							
<b>Diageo Plc:</b> Diageo Plc reported progress for at least one SBT. Information for other SBT(s) could not be publicly found or could not be represented.							
	100% 50 of a 50% reduction target		100% 2007 to 2020 (2020)	Absolute		Scope 1+2	2016
<b>Diam:</b> Diam reported progress on all SBTs.							
	63% 29 of a 46% reduction target		9% 2019 to 2030 (2020)	Absolute		Scope 1+2	2021
	46% reduction target		2019 to 2030 (2020)	Absolute		Scope 3 <sup>1, 11</sup>	2021
	<i>*67% *31 of a 46% reduction target</i>		<i>*9% *2019 to 2030 (2020)</i>	<i>*Absolute</i>		<i>*Scope 3<sup>1</sup></i>	
	<i>*74% *34 of a 46% reduction target</i>		<i>*9% *2019 to 2030 (2020)</i>	<i>*Absolute</i>		<i>*Scope 3<sup>11</sup></i>	

\* In some cases, companies reported a single science-based target (SBT) as multiple disaggregated targets or reported multiple SBTs as a single aggregated target in their CDP disclosure. In these cases, the SBTs and CDP progress data are presented in separate rows, with the progress data italicized.





Target completion (% completed)	Current target status	Target timeframe (% elapsed)	Target timeframe Base year to target year (latest data year in brackets)	Target type	Activity unit	Scope(s) Covered	Year target approved
------------------------------------	-----------------------	---------------------------------	--	-------------	---------------	---------------------	----------------------------

**Diamond Energy Pty Ltd.:** (SME) No comparable progress data of SBT(s) was publicly found for Diamond Energy Pty Ltd.

**diemietwaesche.de GmbH & Co. KG:** No comparable progress data of SBT(s) was publicly found for diemietwaesche.de GmbH & Co. KG.





**DIGITAL GRID Corporation:** (SME) No comparable progress data of SBT(s) was publicly found for DIGITAL GRID Corporation.

**Digital Realty:** Digital Realty reported progress on all SBTs.



	36%	24 of a 68% intensity reduction target		17%	2018 to 2030 (2020)	Intensity	per square foot	Scope 1+2	2020
	18%	4 of a 24% intensity reduction target		17%	2018 to 2030 (2020)	Intensity	per square foot	Scope 3	2020

**Dott:** (SME) No comparable progress data of SBT(s) was publicly found for Dott.





**Dover Corporation:** Dover Corporation reported progress on all SBTs.

	52%	16 of a 30% reduction target		9%	2019 to 2030 (2020)	Absolute		Scope 1+2	2021
	42%	6 of a 15% reduction target		9%	2019 to 2030 (2020)	Absolute		Scope 3	2021

**Dr. Reddy's Laboratories Ltd.:** Dr. Reddy's Laboratories Ltd. reported progress for at least one SBT. Information for other SBT(s) could not be publicly found or could not be represented.

	6%	3 of a 55% reduction target		31%	2017 to 2030 (2021)	Absolute		Scope 1+2	2020
---	----	-----------------------------	---	-----	---------------------	----------	--	-----------	------





**DSV Panalpina:** DSV Panalpina reported progress on all SBTs.

	15%	6 of a 40% reduction target		9%	2019 to 2030 (2020)	Absolute		Scope 1+2	2020
	70%	21 of a 30% reduction target		9%	2019 to 2030 (2020)	Absolute		Scope 3	2020

**E-Konzal Co., Ltd.:** (SME) No comparable progress data of SBT(s) was publicly found for E-Konzal Co., Ltd.

**EARP Distribution:** No comparable progress data of SBT(s) was publicly found for EARP Distribution.

**Eaton:** Eaton reported progress on all SBTs.

	36%	18 of a 50% reduction target		17%	2018 to 2030 (2020)	Absolute		Scope 1+2	2020
	221%	33 of a 15% reduction target		17%	2018 to 2030 (2020)	Absolute		Scope 3	2020

\* In some cases, companies reported a single science-based target (SBT) as multiple disaggregated targets or reported multiple SBTs as a single aggregated target in their CDP disclosure. In these cases, the SBTs and CDP progress data are presented in separate rows, with the progress data italicized.

Target completion (% completed)	Current target status	Target timeframe (% elapsed)	Target timeframe Base year to target year (latest data year in brackets)	Target type	Activity unit	Scope(s) Covered	Year target approved
------------------------------------	-----------------------	---------------------------------	--	-------------	---------------	---------------------	----------------------------

**ECO WORKS co.,Ltd.:** (SME) No comparable progress data of SBT(s) was publicly found for ECO WORKS co.,Ltd.

**Ecolab:** Ecolab reported progress for at least one SBT. Information for other SBT(s) could not be publicly found or could not be represented.

	61%	31 of a 50% reduction target		17%	2018 to 2030 (2020)	Absolute	Scope 1+2	2020
--	-----	------------------------------	--	-----	---------------------	----------	-----------	------

**Ecolean:** (SME) Ecolean reported progress on all SBTs.

	188%	94 of a 50% reduction target		17%	2018 to 2030 (2020)	Absolute	Scope 1+2	2021
--	------	------------------------------	--	-----	---------------------	----------	-----------	------

**ECOS:** (SME) No comparable progress data of SBT(s) was publicly found for ECOS.

**EDF Group:** EDF Group reported progress on all SBTs.

	52%	26 of a 50% reduction target		23%	2017 to 2030 (2020)	Absolute	Scope 1+2	2020
	61%	17 of a 28% reduction target		9%	2019 to 2030 (2020)	Absolute	Scope 3	2020

**Edgard & Cooper:** (SME) No comparable progress data of SBT(s) was publicly found for Edgard & Cooper.

**Edge Chile:** No comparable progress data of SBT(s) was publicly found for Edge Chile.

**Edge Environment Pty Ltd.:** No comparable progress data of SBT(s) was publicly found for Edge Environment Pty Ltd.

**EDP - Energias de Portugal S.A.:** EDP - Energias de Portugal S.A. reported progress for at least one SBT. Information for other SBT(s) could not be publicly found or could not be represented.

	63%	57 of a 90% intensity reduction target		33%	2015 to 2030 (2020)	Intensity	per TWh	Scope 1+2	2020
	52%	21 of a 40% reduction target		33%	2015 to 2030 (2020)	Absolute		Scope 3	2019

**EDP Energias do Brasil S.A.:** EDP Energias do Brasil S.A. reported progress on all SBTs.



















	64%	54 of an 85% intensity reduction target		20%	2017 to 2032 (2020)	Intensity	per MWh	Scope 1+2+3	2020
--	-----	---	--	-----	---------------------	-----------	---------	-------------	------

**EILEEN FISHER:** No comparable progress data of SBT(s) was publicly found for EILEEN FISHER.

**Eisai Co., Ltd.:** Eisai Co., Ltd. reported progress on all SBTs.

		30% reduction target			2016 to 2030 (2021)	Absolute		Scope 1+2	2019
		30% reduction target			2016 to 2030 (2021)	Absolute		Scope 3	2019
	<i>*131%</i>	<i>*39 of a 30% reduction target</i>		<i>*36%</i>	<i>*2016 to 2030 (2021)</i>	<i>*Absolute</i>		<i>*Scope 1+2+3<sup>a</sup></i>	

\* In some cases, companies reported a single science-based target (SBT) as multiple disaggregated targets or reported multiple SBTs as a single aggregated target in their CDP disclosure. In these cases, the SBTs and CDP progress data are presented in separate rows, with the progress data italicized.

Target completion (% completed)	Current target status	Target timeframe (% elapsed)	Target timeframe Base year to target year (latest data year in brackets)	Target type	Activity unit	Scope(s) Covered	Year target approved
<b>Electrolux:</b> Electrolux reported progress on all SBTs.							
	95% 76 of an 80% reduction target		50% 2015 to 2025 (2020)	Absolute		Scope 1+2	2018
	80% 20 of a 25% reduction target		50% 2015 to 2025 (2020)	Absolute		Scope 3	2018
<b>Elisa Corporation:</b> Elisa Corporation reported progress on all SBTs.							
	165% 82 of a 50% reduction target		44% 2016 to 2025 (2020)	Absolute		Scope 1+2	2018
	-345% -41 of a 12% reduction target		44% 2016 to 2025 (2020)	Absolute		Scope 3	2018
<b>Elopak AS:</b> Elopak AS reported progress on all SBTs.							
	20% 11 of a 55% reduction target		23% 2017 to 2030 (2020)	Absolute		Scope 1+2	2019
	100% 100 of a 100% reduction target		23% 2017 to 2030 (2020)	Renewable electricity		Scope 2	2019
	-38% -6 of a 16% reduction target		23% 2017 to 2030 (2020)	Absolute		Scope 3	2019
<b>Emira Property Fund Ltd.:</b> Emira Property Fund Ltd reported progress on all SBTs.							
	38% 5 of a 13% reduction target		62% 2015 to 2022 (2020)	Absolute		Scope 1+2	2018
<b>Emmi Group:</b> Emmi Group reported progress for at least one SBT. Information for other SBT(s) could not be publicly found or could not be represented.							
	3% 1 of a 45% reduction target		12% 2019 to 2027 (2020)	Absolute		Scope 1+2	2021
<b>Encon NV:</b> (SME) No comparable progress data of SBT(s) was publicly found for Encon NV.							
<b>Eneco:</b> Eneco reported progress on all SBTs.							
	95% 34 of a 36% reduction target		50% 2015 to 2025 (2020)	Absolute		Scope 1+2+3	2019
	128% 19 of a 15% reduction target		50% 2015 to 2025 (2020)	Absolute		Scope 3	2019
<b>Enel SpA:</b> Enel SpA reported progress for at least one SBT. Information for other SBT(s) could not be publicly found or could not be represented.							
	60% 48 of an 80% intensity reduction target		23% 2017 to 2030 (2020)	Intensity	per kWh	Scope 1	2020
	94% 15 of a 16% reduction target		23% 2017 to 2030 (2020)	Absolute		Scope 3	2019

\* In some cases, companies reported a single science-based target (SBT) as multiple disaggregated targets or reported multiple SBTs as a single aggregated target in their CDP disclosure. In these cases, the SBTs and CDP progress data are presented in separate rows, with the progress data italicized.




Target completion (% completed)	Current target status	Target timeframe (% elapsed)	Target timeframe Base year to target year (latest data year in brackets)	Target type	Activity unit	Scope(s) Covered	Year target approved
------------------------------------	-----------------------	---------------------------------	--	-------------	---------------	---------------------	----------------------------





**Energetics Pty Ltd.:** (SME) No comparable progress data of SBT(s) was publicly found for Energetics Pty Ltd.

**EnerKey Oy:** (SME) No comparable progress data of SBT(s) was publicly found for EnerKey Oy.

**ENGIE:** ENGIE reported progress for at least one SBT. Information for other SBT(s) could not be publicly found or could not be represented.

	67%	23 of a 34% reduction target		23%	2017 to 2030 (2020)	Absolute	Scope 3	2020
---	-----	------------------------------	---	-----	---------------------	----------	---------	------

**Equinix, Inc.:** Equinix, Inc. reported progress for at least one SBT. Information for other SBT(s) could not be publicly found or could not be represented.

	1%	0 of a 50% reduction target		9%	2019 to 2030 (2020)	Absolute	Scope 1+2	2021
	-2%	-1 of a 50% reduction target		9%	2019 to 2030 (2020)	Absolute	Scope 3	2021
	0%	0 of a 66% supplier engagement target		17%	2019 to 2025 (2020)	Supplier engagement	Scope 3	2021

**EQUIPOS MÓVILES DE CAMPAÑA ARPA:** (SME) No comparable progress data of SBT(s) was publicly found for EQUIPOS MÓVILES DE CAMPAÑA ARPA.

**ERAMET:** ERAMET reported progress for at least one SBT. Information for other SBT(s) could not be publicly found or could not be represented.

	24%	10 of a 40% reduction target		6%	2019 to 2035 (2020)	Absolute	Scope 1+2	2021
---	-----	------------------------------	---	----	---------------------	----------	-----------	------

**Ericsson Group:** Ericsson Group reported progress on all SBTs.





		35% reduction target			2016 to 2022 (2020)	Absolute	Scope 1+2	2018
		35% reduction target			2016 to 2022 (2020)	Absolute	Scope 3 <sup>4,6,9</sup>	2018
		35% reduction target			2016 to 2022 (2020)	Absolute	Scope 3 <sup>11</sup>	2018
	<i>*162%</i>	<i>*57 of a 35% reduction target</i>		<i>*67%</i>	<i>*2016 to 2022 (2020)</i>	<i>*Absolute</i>	<i>*Scope 1+2+3</i>	

**ERM:** No comparable progress data of SBT(s) was publicly found for ERM.

**ESKA BV:** (SME) No comparable progress data of SBT(s) was publicly found for ESKA BV.

**Essinge Rail AB:** (SME) No comparable progress data of SBT(s) was publicly found for Essinge Rail AB.

**Essity AB:** Essity AB reported progress on all SBTs.





	45%	11 of a 25% reduction target		29%	2016 to 2030 (2020)	Absolute	Scope 1+2	2018
	48%	9 of an 18% reduction target		29%	2016 to 2030 (2020)	Absolute	Scope 3	2018

\* In some cases, companies reported a single science-based target (SBT) as multiple disaggregated targets or reported multiple SBTs as a single aggregated target in their CDP disclosure. In these cases, the SBTs and CDP progress data are presented in separate rows, with the progress data italicized.

Target completion (% completed)	Current target status	Target timeframe (% elapsed)	Target timeframe Base year to target year (latest data year in brackets)	Target type	Activity unit	Scope(s) Covered	Year target approved
------------------------------------	-----------------------	---------------------------------	--	-------------	---------------	---------------------	----------------------------

**Etivoet:** (SME) No comparable progress data of SBT(s) was publicly found for Etivoet.

**Etsy, Inc.:** Etsy, Inc. reported progress on all SBTs.

	142%	71 of a 50% reduction target		9%	2019 to 2030 (2020)	Absolute	Scope 1+2	2021
	-1180%	-165 of a 14% reduction target		9%	2019 to 2030 (2020)	Absolute	Scope 3	2021





**Eunomia Research & Consulting Ltd.:** (SME) No comparable progress data of SBT(s) was publicly found for Eunomia Research & Consulting Ltd.

**Euro Centra Company Limited:** (SME) No comparable progress data of SBT(s) was publicly found for Euro Centra Company Limited.



**EY:** No comparable progress data of SBT(s) was publicly found for EY.

**Fabege AB:** (SME) No comparable progress data of SBT(s) was publicly found for Fabege AB.





**FamilyMart Co.,Ltd.:** FamilyMart Co.,Ltd. reported progress on all SBTs.

	45%	13 of a 30% reduction target		25%	2018 to 2030 (2021)	Absolute	Scope 1+2	2020
	85%	13 of a 15% reduction target		25%	2018 to 2030 (2021)	Absolute	Scope 3	2020

**Far EasTone Telecommunications Co., Ltd.:** Far EasTone Telecommunications Co., Ltd. reported progress for at least one SBT. Information for other SBT(s) could not be publicly found or could not be represented.



	89%	18 of a 20% reduction target		29%	2016 to 2030 (2020)	Absolute	Scope 1+2	2019
---	-----	------------------------------	---	-----	---------------------	----------	-----------	------

**Farmer Bros. Co:** Farmer Bros. Co reported progress on all SBTs.





	69%	21 of a 30% reduction target		29%	2018 to 2025 (2020)	Absolute	Scope 1+2	2019
	91%	16 of an 18% reduction target		29%	2018 to 2025 (2020)	Absolute	Scope 3	2019

**Fastweb S.p.A.:** No comparable progress data of SBT(s) was publicly found for Fastweb S.p.A..

**Faurecia S.A.:** Faurecia S.A. reported progress for at least one SBT. Information for other SBT(s) could not be publicly found or could not be represented.

	39%	18 of a 46% reduction target		9%	2019 to 2030 (2020)	Absolute	Scope 3	2020
---	-----	------------------------------	---	----	---------------------	----------	---------	------



**Ferrero International S.A.:** Ferrero International S.A. reported progress on all SBTs.

	27%	14 of a 50% reduction target		17%	2018 to 2030 (2020)	Absolute	Scope 1+2	2020	
	10%	4 of a 43% reduction target		17%	2018 to 2030 (2020)	Intensity	per metric tonne of product	Scope 1+2+3	2020

\* In some cases, companies reported a single science-based target (SBT) as multiple disaggregated targets or reported multiple SBTs as a single aggregated target in their CDP disclosure. In these cases, the SBTs and CDP progress data are presented in separate rows, with the progress data italicized.





Target completion (% completed)	Current target status	Target timeframe (% elapsed)	Target timeframe Base year to target year (latest data year in brackets)	Target type	Activity unit	Scope(s) Covered	Year target approved
------------------------------------	-----------------------	---------------------------------	--	-------------	---------------	---------------------	----------------------------

**Ferrovial:** Ferrovial reported progress on all SBTs.



	74%	24 of a 32% reduction target		52%	2009 to 2030 (2020)	Absolute		Scope 1+2	2017
	130%	56 of a 43% intensity reduction target		52%	2009 to 2030 (2020)	Intensity	million euros of turnover	Scope 1+2	2017
	196%	39 of a 20% reduction target		44%	2012 to 2030 (2020)	Absolute		Scope 3	2017

**Fidocar:** (SME) No comparable progress data of SBT(s) was publicly found for Fidocar.






**FIRMENICH SA:** FIRMENICH SA reported progress on all SBTs.

	71%	39 of a 55% reduction target		23%	2017 to 2030 (2020)	Absolute		Scope 1+2	2019
	20%	4 of a 20% reduction target		23%	2017 to 2030 (2020)	Absolute		Scope 3	2019



**Fisher & Paykel Healthcare Corporation Limited:** Fisher & Paykel Healthcare Corporation Limited reported progress for at least one SBT. Information for other SBT(s) could not be publicly found or could not be represented.

	-17%	-12 of a 67% reduction target		13%	2019 to 2034 (2021)	Absolute		Scope 1+2	2020
---	------	-------------------------------	---	-----	---------------------	----------	--	-----------	------

**Fiskars Corporation:** Fiskars Corporation reported progress on all SBTs.

	72%	43 of a 60% reduction target		23%	2017 to 2030 (2020)	Absolute		Scope 1+2	2020
	0%	0 of a 30% reduction target		17%	2018 to 2030 (2020)	Absolute		Scope 3	2020
	0%	0 of a 60% supplier engagement target		20%	2019 to 2024 (2020)	Supplier engagement		Scope 3	2020

**Fletcher Building Limited:** Fletcher Building Limited reported progress for at least one SBT. Information for other SBT(s) could not be publicly found or could not be represented.

	25%	7 of a 30% reduction target		17%	2018 to 2030 (2020)	Absolute		Scope 1+2	2019
---	-----	-----------------------------	---	-----	---------------------	----------	--	-----------	------

**Flex Ltd.:** No comparable progress data of SBT(s) was publicly found for Flex Ltd.

**FlowCon International ApS:** (SME) No comparable progress data of SBT(s) was publicly found for FlowCon International ApS.

**FLSmidth:** No comparable progress data of SBT(s) was publicly found for FLSmidth.



\* In some cases, companies reported a single science-based target (SBT) as multiple disaggregated targets or reported multiple SBTs as a single aggregated target in their CDP disclosure. In these cases, the SBTs and CDP progress data are presented in separate rows, with the progress data italicized.

Target completion (% completed)	Current target status	Target timeframe (% elapsed)	Target timeframe Base year to target year (latest data year in brackets)	Target type	Activity unit	Scope(s) Covered	Year target approved
------------------------------------	-----------------------	---------------------------------	--	-------------	---------------	---------------------	----------------------------

**Fokus Zukunft GmbH & Co. KG:** (SME) No comparable progress data of SBT(s) was publicly found for Fokus Zukunft GmbH & Co. KG.

**Fonterra Co-operative Group Limited:** No comparable progress data of SBT(s) was publicly found for Fonterra Co-operative Group Limited.



**Ford Motor Company:** Ford Motor Company reported progress for at least one SBT. Information for other SBT(s) could not be publicly found or could not be represented.

	31%	23 of a 76% reduction target		17%	2017 to 2035 (2020)	Absolute	Scope 1+2	2021
---	-----	------------------------------	---	-----	---------------------	----------	-----------	------



**FORMULARIOS EUROPEOS, S.A.:** (SME) No comparable progress data of SBT(s) was publicly found for FORMULARIOS EUROPEOS, S.A.

**Fortune Parts Industry Public Company Limited:** No comparable progress data of SBT(s) was publicly found for Fortune Parts Industry Public Company Limited.

**Foyle Food Group:** Foyle Food Group reported progress for at least one SBT. Information for other SBT(s) could not be publicly found or could not be represented.

	16%	4 of a 28% reduction target		9%	2019 to 2030 (2020)	Absolute	Scope 1+2	2021
---	-----	-----------------------------	---	----	---------------------	----------	-----------	------

**Framery Trade Oy:** (SME) Framery Trade Oy reported progress on all SBTs.





	10%	5 of a 50% reduction target		17%	2018 to 2030 (2020)	Absolute	Scope 1+2	2020
---	-----	-----------------------------	---	-----	---------------------	----------	-----------	------

**Franz Kaldewei GmbH & Co. KG:** No comparable progress data of SBT(s) was publicly found for Franz Kaldewei GmbH & Co. KG.


**FRASERS PROPERTY AUSTRALIA:** No comparable progress data of SBT(s) was publicly found for FRASERS PROPERTY AUSTRALIA.

**Freddie's Flowers:** (SME) No comparable progress data of SBT(s) was publicly found for Freddie's Flowers.

**FUJI OIL HOLDINGS INC.:** FUJI OIL HOLDINGS INC. reported progress on all SBTs.





	48%	19 of a 40% reduction target		36%	2016 to 2030 (2021)	Absolute	Scope 1+2	2020
	-34%	-6 of an 18% reduction target		36%	2016 to 2030 (2021)	Absolute	Scope 3	2020

**FUJIFILM Holdings Corporation:** FUJIFILM Holdings Corporation reported progress on all SBTs.

	92%	41 of a 45% reduction target		47%	2013 to 2030 (2021)	Absolute	Scope 1+2+3	2020
---	-----	------------------------------	---	-----	---------------------	----------	-------------	------

**Fujitoppan Printing CO., LTD.:** (SME) No comparable progress data of SBT(s) was publicly found for Fujitoppan Printing CO., LTD.

**Fujitsu Limited:** Fujitsu Limited reported progress on all SBTs.

	46%	32 of a 71% reduction target		47%	2013 to 2030 (2021)	Absolute	Scope 1+2	2021
	162%	49 of a 30% reduction target		47%	2013 to 2030 (2021)	Absolute	Scope 3	2017

\* In some cases, companies reported a single science-based target (SBT) as multiple disaggregated targets or reported multiple SBTs as a single aggregated target in their CDP disclosure. In these cases, the SBTs and CDP progress data are presented in separate rows, with the progress data italicized.





Target completion (% completed)	Current target status	Target timeframe (% elapsed)	Target timeframe Base year to target year (latest data year in brackets)	Target type	Activity unit	Scope(s) Covered	Year target approved
<b>Furukawa Electric Co., Ltd.:</b> Furukawa Electric Co., Ltd. reported progress on all SBTs.							
	108%	28 of a 26% reduction target		23%	2017 to 2030 (2021)	Absolute	Scope 1+2 2019
	69%	14 of a 20% reduction target		23%	2017 to 2030 (2021)	Absolute	Scope 3 2019
<b>Gap Inc.:</b> Gap Inc. reported progress on all SBTs.							
	43%	39 of a 90% reduction target		23%	2017 to 2030 (2020)	Absolute	Scope 1+2 2019
	16%	16 of a 100% renewable electricity procurement target		23%	2017 to 2030 (2020)	Renewable electricity	Scope 2 2019
	333%	100 of a 30% reduction target		23%	2017 to 2030 (2020)	Absolute	Scope 3 2019
<b>Gecina:</b> No comparable progress data of SBT(s) was publicly found for Gecina.							
<b>Geelen Counterflow:</b> (SME) No comparable progress data of SBT(s) was publicly found for Geelen Counterflow.							
<b>GeelongPort:</b> (SME) GeelongPort reported progress on all SBTs.							
	30%	15 of a 50% reduction target		25%	2018 to 2030 (2021)	Absolute	Scope 1+2 2020
<b>General Mills Inc.:</b> General Mills Inc. reported progress for at least one SBT. Information for other SBT(s) could not be publicly found or could not be represented.							
	0%	0 of a 42% reduction target		0%	2020 to 2030 (2020)	Absolute	Scope 1+2 2020
	0%	0 of a 30% reduction target		0%	2020 to 2030 (2020)	Absolute	Scope 3 2020
<b>General Motors:</b> General Motors reported progress for at least one SBT. Information for other SBT(s) could not be publicly found or could not be represented.							
	46%	33 of a 72% reduction target		12%	2018 to 2035 (2020)	Absolute	Scope 1+2 2021
<b>GenerationHope, Inc.:</b> (SME) No comparable progress data of SBT(s) was publicly found for GenerationHope, Inc.							
<b>Genesis Energy Ltd.:</b> No comparable progress data of SBT(s) was publicly found for Genesis Energy Ltd.							
<b>Gestamp:</b> Gestamp reported progress on all SBTs.							
	23%	7 of a 30% reduction target		17%	2018 to 2030 (2020)	Absolute	Scope 1+2 2020
	39%	9 of a 22% reduction target		17%	2018 to 2030 (2020)	Absolute	Scope 3 2020

\* In some cases, companies reported a single science-based target (SBT) as multiple disaggregated targets or reported multiple SBTs as a single aggregated target in their CDP disclosure. In these cases, the SBTs and CDP progress data are presented in separate rows, with the progress data italicized.





Target completion (% completed)	Current target status	Target timeframe (% elapsed)	Target timeframe Base year to target year (latest data year in brackets)	Target type	Activity unit	Scope(s) Covered	Year target approved
------------------------------------	-----------------------	---------------------------------	--	-------------	---------------	---------------------	----------------------------

**GET-IT CO., LTD.:** (SME) No comparable progress data of SBT(s) was publicly found for GET-IT CO., LTD.



**Gilead Sciences, Inc.:** Gilead Sciences, Inc. reported progress on all SBTs.

	7%	3 of a 46% reduction target		9%	2019 to 2030 (2020)	Absolute	Scope 1+2	2021
	-18%	-3 of a 15% reduction target		9%	2019 to 2030 (2020)	Absolute	Scope 3	2021





**Givaudan SA:** Givaudan SA reported progress on all SBTs.

	43%	30 of a 70% reduction target		33%	2015 to 2030 (2020)	Absolute	Scope 1+2	2019
	-55%	-11 of a 20% reduction target		33%	2015 to 2030 (2020)	Absolute	Scope 3	2017





**Glanbia PLC:** Glanbia PLC reported progress for at least one SBT. Information for other SBT(s) could not be publicly found or could not be represented.

	26%	8 of a 31% reduction target		17%	2018 to 2030 (2020)	Absolute	Scope 1+2	2021
---	-----	-----------------------------	---	-----	---------------------	----------	-----------	------


**GlaxoSmithKline:** GlaxoSmithKline reported progress on all SBTs.

	97%	33 of a 34% reduction target		38%	2017 to 2025 (2020)	Absolute	Scope 1+2	2020
	122%	19 of a 16% reduction target		23%	2017 to 2030 (2020)	Absolute	Scope 3	2019

**Grant Thornton UK LLP:** Grant Thornton UK LLP reported progress on all SBTs.

	431%	91 of a 21% reduction target		40%	2018 to 2023 (2020)	Absolute	Scope 1+2	2019
	295%	62 of a 21% reduction target		40%	2018 to 2023 (2020)	Absolute	Scope 3	2019

**Great Portland Estates plc:** (SME) Great Portland Estates plc reported progress on all SBTs.

	89%	45 of a 50% reduction target		25%	2018 to 2030 (2021)	Absolute	Scope 1+2	2020
---	-----	------------------------------	---	-----	---------------------	----------	-----------	------

**Green Element Limited:** No comparable progress data of SBT(s) was publicly found for Green Element Limited.

**Greenfish SA:** (SME) No comparable progress data of SBT(s) was publicly found for Greenfish SA.





**Greenstone+:** (SME) No comparable progress data of SBT(s) was publicly found for Greenstone+.

\* In some cases, companies reported a single science-based target (SBT) as multiple disaggregated targets or reported multiple SBTs as a single aggregated target in their CDP disclosure. In these cases, the SBTs and CDP progress data are presented in separate rows, with the progress data italicized.

Target completion (% completed)	Current target status	Target timeframe (% elapsed)	Target timeframe Base year to target year (latest data year in brackets)	Target type	Activity unit	Scope(s) Covered	Year target approved
------------------------------------	-----------------------	---------------------------------	--	-------------	---------------	---------------------	----------------------------


**Greif Holding GmbH & Co. KG:** No comparable progress data of SBT(s) was publicly found for Greif Holding GmbH & Co. KG.

**Grieg Seafood ASA:** Grieg Seafood ASA reported progress on all SBTs.

	153%	54 of a 35% reduction target		17%	2018 to 2030 (2020)	Absolute		Scope 1+2+3	2020
	54%	54 of a 100% reduction target		6%	2018 to 2050 (2020)	Absolute		Scope 1+2+3	2020

**Gromax Agri Equipment Limited:** No comparable progress data of SBT(s) was publicly found for Gromax Agri Equipment Limited.





**Grosvenor Britain & Ireland:** Grosvenor Britain & Ireland reported progress for at least one SBT. Information for other SBT(s) could not be publicly found or could not be represented.

	40%	20 of a 50% reduction target		9%	2019 to 2030 (2020)	Absolute		Scope 1+2	2020
---	-----	------------------------------	---	----	---------------------	----------	--	-----------	------






**Grosvenor Europe Limited:** No comparable progress data of SBT(s) was publicly found for Grosvenor Europe Limited.

**Groupe Public Ferroviaire (GPF) – SNCF:** No comparable progress data of SBT(s) was publicly found for Groupe Public Ferroviaire (GPF) – SNCF.





**GRUPE RENAULT:** GROUPE RENAULT reported progress on all SBTs.

	27%	16 of a 60% intensity reduction target		44%	2012 to 2030 (2020)	Intensity	per car produced	Scope 1+2	2019
	44%	18 of a 41% intensity reduction target		50%	2010 to 2030 (2020)	Intensity	per vehicle kilometer	Scope 3	2019





**Groupe SEB:** Groupe SEB reported progress on all SBTs.

	48%	19 of a 40% intensity reduction target		57%	2016 to 2023 (2020)	Intensity	per product	Scope 1+2	2019
	32%	19 of a 60% intensity reduction target		29%	2016 to 2030 (2020)	Intensity	per product	Scope 1+2	2019
	45%	18 of a 40% intensity reduction target		29%	2016 to 2030 (2020)	Intensity	per product	Scope 3	2019

















**Grupo Ferrer Internacional SA:** Grupo Ferrer Internacional SA reported progress for at least one SBT. Information for other SBT(s) could not be publicly found or could not be represented.

	43%	20 of a 46% reduction target		9%	2019 to 2030 (2020)	Absolute		Scope 1+2	2021
	73%	20 of a 28% reduction target		9%	2019 to 2030 (2020)	Absolute		Scope 3	2021

**Guess?, Inc.:** Guess?, Inc. reported progress on all SBTs.


























	44%	22 of a 50% reduction target		9%	2019 to 2030 (2020)	Absolute		Scope 1+2	2020
	115%	34 of a 30% reduction target		9%	2019 to 2030 (2020)	Absolute		Scope 3	2020

\* In some cases, companies reported a single science-based target (SBT) as multiple disaggregated targets or reported multiple SBTs as a single aggregated target in their CDP disclosure. In these cases, the SBTs and CDP progress data are presented in separate rows, with the progress data italicized.

























Target completion (% completed)	Current target status	Target timeframe (% elapsed)	Target timeframe Base year to target year (latest data year in brackets)	Target type	Activity unit	Scope(s) Covered	Year target approved	
<b>H&amp;M Hennes &amp; Mauritz AB:</b> H&M Hennes & Mauritz AB reported progress for at least one SBT. Information for other SBT(s) could not be publicly found or could not be represented.								
	-35%	-14 of a 40% reduction target	 23%	2017 to 2030 (2020)	Absolute	Scope 1+2	2019	
	-1%	-1 of a 59% intensity reduction target	 23%	2017 to 2030 (2020)	Intensity	per piece	Scope 3	2019
<b>Hamada Co:</b> (SME) No comparable progress data of SBT(s) was publicly found for Hamada Co.								
<b>HAZAMA ANDO CORPORATION:</b> No comparable progress data of SBT(s) was publicly found for HAZAMA ANDO CORPORATION.								
<b>Healthpeak Properties, Inc.:</b> No comparable progress data of SBT(s) was publicly found for Healthpeak Properties, Inc.								
<b>HeidelbergCement AG:</b> No comparable progress data of SBT(s) was publicly found for HeidelbergCement AG.								
<b>HEINEKEN N.V.:</b> No comparable progress data of SBT(s) was publicly found for HEINEKEN N.V.								
<b>Henkel AG &amp; Co. KGaA:</b> Henkel AG & Co. KGaA reported progress on all SBTs.								
	37%	25 of a 67% intensity reduction target	 23%	2017 to 2030 (2020)	Intensity	per ton of product	Scope 1+2	2020
	43%	43 of a 100% renewable electricity procurement target	 23%	2017 to 2030 (2020)	Renewable electricity	Scope 2	2020	
	38%	11 of a 30% intensity reduction target	 23%	2017 to 2030 (2020)	Intensity	per ton of product	Scope 3	2020
<b>Hera:</b> Hera reported progress for at least one SBT. Information for other SBT(s) could not be publicly found or could not be represented.								
	32%	9 of a 28% reduction target	 9%	2019 to 2030 (2020)	Absolute	Scope 1+2	2021	
<b>Herbert Smith Freehills:</b> No comparable progress data of SBT(s) was publicly found for Herbert Smith Freehills.								
<b>Hewlett Packard Enterprise Company:</b> Hewlett Packard Enterprise Company reported progress for at least one SBT. Information for other SBT(s) could not be publicly found or could not be represented.								
	103%	15 of a 15% reduction target	 44%	2016 to 2025 (2020)	Absolute	Scope 3	2019	
	28%	22 of an 80% supplier engagement target	 44%	2016 to 2025 (2020)	Supplier engagement	Scope 3	2019	

\* In some cases, companies reported a single science-based target (SBT) as multiple disaggregated targets or reported multiple SBTs as a single aggregated target in their CDP disclosure. In these cases, the SBTs and CDP progress data are presented in separate rows, with the progress data italicized.



Target completion (% completed)	Current target status	Target timeframe (% elapsed)	Target timeframe Base year to target year (latest data year in brackets)	Target type	Activity unit	Scope(s) Covered	Year target approved
<b>Hilton Food Group:</b> Hilton Food Group reported progress on all SBTs.							
	0% 0 of a 25% reduction target		0% 2020 to 2030 (2020)	Absolute		Scope 1+2	2021
	0% 0 of a 12% reduction target		0% 2020 to 2030 (2020)	Absolute		Scope 3	2021
<b>Hilton:</b> Hilton reported progress on all SBTs.							
	92% 56 of a 61% intensity reduction target		55% 2008 to 2030 (2020)	Intensity	per square meter	Scope 1+2	2018
	87% 45 of a 52% intensity reduction target		55% 2008 to 2030 (2020)	Intensity	per square meter	Scope 3	2018
<b>Hindustan Zinc Limited:</b> Hindustan Zinc Limited reported progress on all SBTs.							
	-64% -9 of a 14% reduction target		50% 2016 to 2026 (2021)	Absolute		Scope 1+2	2018
	-272% -54 of a 20% reduction target		50% 2016 to 2026 (2021)	Absolute		Scope 3	2018
<b>Hitachi Construction Machinery Co. LTD.:</b> Hitachi Construction Machinery Co. LTD reported progress on all SBTs.							
	72% 32 of a 45% reduction target		55% 2010 to 2030 (2021)	Absolute		Scope 1+2	2019
	50% 16 of a 33% reduction target		55% 2010 to 2030 (2021)	Absolute		Scope 3	2019
<b>Hitachi, Ltd.:</b> Hitachi, Ltd. reported progress for at least one SBT. Information for other SBT(s) could not be publicly found or could not be represented.							
	39% 39 of a 100% reduction target		55% 2010 to 2030 (2021)	Absolute		Scope 1+2	2020
<b>HK Electric Investments (HKEI):</b> No comparable progress data of SBT(s) was publicly found for HK Electric Investments (HKEI).							
<b>HNI Corporation:</b> HNI Corporation reported progress on all SBTs.							
	177% 62 of a 35% reduction target		29% 2018 to 2025 (2020)	Absolute		Scope 1+2	2020
	-43% -17 of a 40% intensity reduction target		12% 2018 to 2035 (2020)	Intensity	pet ton of goods sold	Scope 3	2020
<b>Holcim Ltd.:</b> Holcim Ltd. reported progress for at least one SBT. Information for other SBT(s) could not be publicly found or could not be represented.							
	21% 4 of an 18% intensity reduction target		17% 2018 to 2030 (2020)	Intensity	tonnes of cement	Scope 1	2020
	8% 5 of a 65% intensity reduction target		17% 2018 to 2030 (2020)	Intensity	tonnes of cement	Scope 2	2020
<b>Holt, Renfrew &amp; Co., Limited:</b> No comparable progress data of SBT(s) was publicly found for Holt, Renfrew & Co., Limited.							

\* In some cases, companies reported a single science-based target (SBT) as multiple disaggregated targets or reported multiple SBTs as a single aggregated target in their CDP disclosure. In these cases, the SBTs and CDP progress data are presented in separate rows, with the progress data italicized.

Target completion (% completed)	Current target status	Target timeframe (% elapsed)	Target timeframe Base year to target year (latest data year in brackets)	Target type	Activity unit	Scope(s) Covered	Year target approved
<b>Host Hotels &amp; Resorts, Inc.:</b> Host Hotels & Resorts, Inc. reported progress on all SBTs.							
	104%	57 of a 55% intensity reduction target	 71%	2008 to 2025 (2020)	Intensity	per square foot	Scope 1+2 2020
<b>House of Baukjen:</b> (SME) No comparable progress data of SBT(s) was publicly found for House of Baukjen.							
<b>HP Inc.:</b> HP Inc reported progress for at least one SBT. Information for other SBT(s) could not be publicly found or could not be represented.							
	93%	56 of a 60% reduction target	 50%	2015 to 2025 (2020)	Absolute		Scope 1+2 2019
	110%	33 of a 30% intensity reduction target	 50%	2015 to 2025 (2020)	Intensity	lifetime use emissions per unit shipped	Scope 3 2020
<b>HUBER+SUHNER Group:</b> HUBER+SUHNER Group reported progress on all SBTs.							
	87%	44 of a 50% intensity reduction target	 50%	2015 to 2025 (2020)	Intensity	per unit added value (million CHF - Swiss franc)	Scope 1+2 2019
	-141%	-42 of a 30% intensity reduction target	 50%	2015 to 2025 (2020)	Intensity	per unit added value (million CHF - Swiss franc)	Scope 3 2017
<b>Hugo Boss AG:</b> Hugo Boss AG reported progress on all SBTs.							
	71%	36 of a 51% reduction target	 17%	2018 to 2030 (2020)	Absolute		Scope 1+2 2020
	95%	28 of a 30% reduction target	 17%	2018 to 2030 (2020)	Absolute		Scope 3 2020
<b>Hulamin:</b> Hulamin reported progress for at least one SBT. Information for other SBT(s) could not be publicly found or could not be represented.							
	13%	3 of a 24% intensity reduction target	 17%	2018 to 2030 (2020)	Intensity	per ton aluminium produced	Scope 3 2020
<b>Husqvarna AB:</b> Husqvarna AB reported progress on all SBTs.							
	92%	32 of a 35% reduction target	 50%	2015 to 2025 (2020)	Absolute		Scope 1+2+3 2020
<b>Iberdrola SA:</b> Iberdrola SA reported progress on all SBTs.							
	16%	7 of a 43% reduction target	 23%	2017 to 2030 (2020)	Absolute		Scope 1+2+3 2020
<b>ICA Gruppen:</b> No comparable progress data of SBT(s) was publicly found for ICA Gruppen.							
<b>ICF:</b> ICF reported progress for at least one SBT. Information for other SBT(s) could not be publicly found or could not be represented.							
	100%	22 of a 22% reduction target	 29%	2018 to 2025 (2020)	Absolute		Scope 1+2 2021
	258%	77 of a 30% intensity reduction target	 29%	2018 to 2025 (2020)	Intensity	benefits-eligible employee	Scope 3 2021

\* In some cases, companies reported a single science-based target (SBT) as multiple disaggregated targets or reported multiple SBTs as a single aggregated target in their CDP disclosure. In these cases, the SBTs and CDP progress data are presented in separate rows, with the progress data italicized.





Target completion (% completed)	Current target status	Target timeframe (% elapsed)	Target timeframe Base year to target year (latest data year in brackets)	Target type	Activity unit	Scope(s) Covered	Year target approved
------------------------------------	-----------------------	---------------------------------	--	-------------	---------------	---------------------	----------------------------

**Identity Holdings Ltd.:** (SME) No comparable progress data of SBT(s) was publicly found for Identity Holdings Ltd.


**IKEA:** IKEA reported progress for at least one SBT. Information for other SBT(s) could not be publicly found or could not be represented.

	39%	6 of a 15% reduction target		36%	2016 to 2030 (2021)	Absolute		Scope 1+2+3	2020
	82%	66 of an 80% reduction target		36%	2016 to 2030 (2021)	Absolute		Scope 1+2	2020
	8%	7 of an 80% reduction target		36%	2016 to 2030 (2021)	Absolute		Scope 3	2020
	30%	24 of an 80% reduction target		36%	2016 to 2030 (2021)	Absolute		Scope 3 <sup>1</sup>	2020





**Imerys:** Imerys reported progress on all SBTs.

	33%	12 of a 36% intensity reduction target		17%	2018 to 2030 (2020)	Intensity	per million Euros of revenue	Scope 1+2	2019
	14%	10 of a 71% supplier engagement target		40%	2018 to 2023 (2020)	Supplier engagement		Scope 3	2019





**Imperial Brands:** Imperial Brands reported progress for at least one SBT. Information for other SBT(s) could not be publicly found or could not be represented.

	61%	15 of a 25% reduction target		31%	2017 to 2030 (2021)	Absolute		Scope 1+2	2019
---	-----	------------------------------	---	-----	---------------------	----------	--	-----------	------





**Inditex:** Inditex reported progress on all SBTs.

	85%	76 of a 90% reduction target		17%	2018 to 2030 (2020)	Absolute		Scope 1+2	2020
	85%	17 of a 20% reduction target		17%	2018 to 2030 (2020)	Absolute		Scope 3	2020

**Indra:** Indra reported progress for at least one SBT. Information for other SBT(s) could not be publicly found or could not be represented.

	95%	48 of a 50% reduction target		9%	2019 to 2030 (2020)	Absolute		Scope 1+2	2021
	48%	48 of a 100% reduction target		5%	2019 to 2040 (2020)	Absolute		Scope 1+2	2021

**Informa plc:** Informa plc reported progress on all SBTs.

	142%	78 of a 55% reduction target		23%	2017 to 2030 (2020)	Absolute		Scope 1+2	2021
	266%	53 of a 20% reduction target		23%	2017 to 2030 (2020)	Absolute		Scope 3	2019

\* In some cases, companies reported a single science-based target (SBT) as multiple disaggregated targets or reported multiple SBTs as a single aggregated target in their CDP disclosure. In these cases, the SBTs and CDP progress data are presented in separate rows, with the progress data italicized.

Target completion (% completed)	Current target status	Target timeframe (% elapsed)	Target timeframe Base year to target year (latest data year in brackets)	Target type	Activity unit	Scope(s) Covered	Year target approved
------------------------------------	-----------------------	---------------------------------	--	-------------	---------------	---------------------	----------------------------


**Infosys Limited:** No comparable progress data of SBT(s) was publicly found for Infosys Limited.

**innocent drinks:** No comparable progress data of SBT(s) was publicly found for innocent drinks.

**InterContinental Hotels Group PLC:** InterContinental Hotels Group PLC reported progress for at least one SBT. Information for other SBT(s) could not be publicly found or could not be represented.

	38%	18 of a 46% intensity reduction target		17%	2018 to 2030 (2020)	Intensity	per square metre	Scope 3	2019
---	-----	--	---	-----	---------------------	-----------	------------------	---------	------

**International Flavors & Fragrances Inc.:** International Flavors & Fragrances Inc. reported progress for at least one SBT. Information for other SBT(s) could not be publicly found or could not be represented.

	65%	19 of a 30% reduction target		50%	2015 to 2025 (2020)	Absolute		Scope 1+2	2018
---	-----	------------------------------	---	-----	---------------------	----------	--	-----------	------

**International Post Corporation (IPC):** No comparable progress data of SBT(s) was publicly found for International Post Corporation (IPC).


**Internet Fusion Ltd.:** (SME) Internet Fusion Ltd reported progress on all SBTs.

	186%	93 of a 50% reduction target		17%	2018 to 2030 (2020)	Absolute		Scope 1+2	2021
---	------	------------------------------	---	-----	---------------------	----------	--	-----------	------

**Intrepid Travel:** No comparable progress data of SBT(s) was publicly found for Intrepid Travel.

**Intuit:** Intuit reported progress on all SBTs.

	135%	67 of a 50% reduction target		62%	2012 to 2025 (2020)	Absolute		Scope 1+2+3	2019
---	------	------------------------------	---	-----	---------------------	----------	--	-------------	------

	100%	100 of a 100% renewable electricity procurement target		29%	2015 to 2030 (2020)	Renewable electricity		Scope 2	2019
---	------	--	---	-----	---------------------	-----------------------	--	---------	------



**Investa:** No comparable progress data of SBT(s) was publicly found for Investa.


**io oil & gas UK LLP:** (SME) No comparable progress data of SBT(s) was publicly found for io oil & gas UK LLP.

**Iron Mountain:** No comparable progress data of SBT(s) was publicly found for Iron Mountain.































**ITV:** ITV reported progress on all SBTs.

	115%	53 of a 46% reduction target		9%	2019 to 2030 (2020)	Absolute		Scope 1+2	2021
---	------	------------------------------	---	----	---------------------	----------	--	-----------	------



















	10%	10 of a 100% renewable electricity procurement target		17%	2019 to 2025 (2020)	Renewable electricity		Scope 2	2021
---	-----	---	---	-----	---------------------	-----------------------	--	---------	------

	191%	53 of a 28% reduction target		9%	2019 to 2030 (2020)	Absolute		Scope 3	2021
---	------	------------------------------	---	----	---------------------	----------	--	---------	------

\* In some cases, companies reported a single science-based target (SBT) as multiple disaggregated targets or reported multiple SBTs as a single aggregated target in their CDP disclosure. In these cases, the SBTs and CDP progress data are presented in separate rows, with the progress data italicized.

Target completion (% completed)	Current target status	Target timeframe (% elapsed)	Target timeframe Base year to target year (latest data year in brackets)	Target type	Activity unit	Scope(s) Covered	Year target approved	
<b>J Sainsbury plc:</b> J Sainsbury plc reported progress on all SBTs.								
	28%	14 of a 50% reduction target	 18%	2019 to 2030 (2021)	Absolute	Scope 1+2	2020	
	14%	14 of a 100% reduction target	 10%	2019 to 2040 (2021)	Absolute	Scope 1+2	2020	
	0%	0 of a 30% reduction target	 18%	2019 to 2030 (2021)	Absolute	Scope 3	2020	
<b>J. FRONT RETAILING Co., Ltd.:</b> J. FRONT RETAILING Co., Ltd. reported progress on all SBTs.								
	80%	32 of a 40% reduction target	 31%	2017 to 2030 (2021)	Absolute	Scope 1+2	2019	
	12%	5 of a 40% reduction target	 31%	2017 to 2030 (2021)	Absolute	Scope 3	2019	
<b>Jacobs:</b> Jacobs reported progress for at least one SBT. Information for other SBT(s) could not be publicly found or could not be represented.								
	16%	8 of a 50% reduction target	 9%	2019 to 2030 (2020)	Absolute	Scope 1+2	2020	
	100%	100 of a 100% renewable electricity procurement target	 100%	2019 to 2020 (2020)	Renewable electricity	Scope 2	2020	
	55%	28 of a 50% reduction target	 9%	2019 to 2030 (2020)	Absolute	Scope 3	2020	
<b>Japan Tobacco Inc.:</b> Japan Tobacco Inc. reported progress on all SBTs.								
	74%	24 of a 32% reduction target	 33%	2015 to 2030 (2020)	Absolute	Scope 1+2	2019	
	95%	22 of a 23% reduction target	 33%	2015 to 2030 (2020)	Absolute	Scope 3	2019	
<b>JD Logistics:</b> No comparable progress data of SBT(s) was publicly found for JD Logistics.								
<b>JENEX CO., LTD.:</b> JENEX CO., LTD. reported progress for at least one SBT. Information for other SBT(s) could not be publicly found or could not be represented.								
	-96%	-53 of a 55% reduction target	 23%	2017 to 2030 (2020)	Absolute	Scope 1+2	2020	
<b>JLL:</b> JLL reported progress on all SBTs.								
	35%	24 of a 68% reduction target	 12%	2018 to 2034 (2020)	Absolute	Scope 1+2	2020	
	22%	11 of a 53% intensity reduction target	 12%	2018 to 2034 (2020)	Intensity	per square foot	Scope 3	2020
<b>Johnson &amp; Johnson:</b> Johnson & Johnson reported progress on all SBTs.								
	60%	36 of a 60% reduction target	 29%	2016 to 2030 (2020)	Absolute	Scope 1+2	2020	
	17%	3 of a 20% reduction target	 29%	2016 to 2030 (2020)	Absolute	Scope 3	2020	

\* In some cases, companies reported a single science-based target (SBT) as multiple disaggregated targets or reported multiple SBTs as a single aggregated target in their CDP disclosure. In these cases, the SBTs and CDP progress data are presented in separate rows, with the progress data italicized.





Target completion (% completed)	Current target status	Target timeframe (% elapsed)	Target timeframe Base year to target year (latest data year in brackets)	Target type	Activity unit	Scope(s) Covered	Year target approved	
<b>Johnson Controls International plc:</b> Johnson Controls International plc reported progress on all SBTs.								
	51%	28 of a 55% reduction target	 23%	2017 to 2030 (2020)	Absolute	Scope 1+2	2021	
	79%	13 of a 16% reduction target	 23%	2017 to 2030 (2020)	Absolute	Scope 3	2021	
<b>Kansas City Southern:</b> No comparable progress data of SBT(s) was publicly found for Kansas City Southern.								
<b>KAO Corporation:</b> KAO Corporation reported progress on all SBTs.								
	18%	4 of a 22% reduction target	 23%	2017 to 2030 (2020)	Absolute	Scope 1+2+3	2019	
<b>Kawada Feather Co.,Ltd.:</b> (SME) No comparable progress data of SBT(s) was publicly found for Kawada Feather Co.,Ltd.								
<b>Kawasaki Kisen Kaisha, Ltd.:</b> Kawasaki Kisen Kaisha, Ltd. reported progress for at least one SBT. Information for other SBT(s) could not be publicly found or could not be represented.								
	113%	28 of a 25% intensity reduction target	 47%	2011 to 2030 (2020)	Intensity	per ton mile	Scope 1	2017
<b>Kayama Kogyo Co., Ltd.:</b> (SME) No comparable progress data of SBT(s) was publicly found for Kayama Kogyo Co.,Ltd.								
<b>KAYSERİ ULAŞIM A.Ş.:</b> KAYSERİ ULAŞIM A.Ş. reported progress for at least one SBT. Information for other SBT(s) could not be publicly found or could not be represented.								
	0%	0 of a 100% renewable electricity procurement target	 20%	2018 to 2028 (2020)	Renewable electricity	Scope 2	2020	
<b>Kearney:</b> No comparable progress data of SBT(s) was publicly found for Kearney.								
<b>Kellogg Company:</b> Kellogg Company reported progress for at least one SBT. Information for other SBT(s) could not be publicly found or could not be represented.								
	64%	30 of a 47% reduction target	 33%	2015 to 2030 (2020)	Absolute	Scope 1+2	2021	
<b>Kering:</b> Kering reported progress on all SBTs.								
	83%	75 of a 90% reduction target	 33%	2015 to 2030 (2020)	Absolute	Scope 1+2	2021	
	87%	87 of a 100% renewable electricity procurement target	 71%	2015 to 2022 (2020)	Renewable electricity	Scope 2	2021	
	58%	41 of a 70% intensity reduction target	 33%	2015 to 2030 (2020)	Intensity	unit of value added	Scope 3	2021

\* In some cases, companies reported a single science-based target (SBT) as multiple disaggregated targets or reported multiple SBTs as a single aggregated target in their CDP disclosure. In these cases, the SBTs and CDP progress data are presented in separate rows, with the progress data italicized.






Target completion (% completed)	Current target status	Target timeframe (% elapsed)	Target timeframe Base year to target year (latest data year in brackets)	Target type	Activity unit	Scope(s) Covered	Year target approved
------------------------------------	-----------------------	---------------------------------	--	-------------	---------------	---------------------	----------------------------

**Kerry Group PLC:** No comparable progress data of SBT(s) was publicly found for Kerry Group PLC.

**Kesko Corporation:** Kesko Corporation reported progress for at least one SBT. Information for other SBT(s) could not be publicly found or could not be represented.





	18% reduction target		2015 to 2025 (2020)	Absolute		Scope 1+2	2017
	<i>*44% *9 of a 21% reduction target</i>		<i>*50% *2015 to 2025 (2020)</i>	<i>*Absolute</i>		<i>*Scope 1</i>	
	<i>*167% *28 of a 17% reduction target</i>		<i>*50% *2015 to 2025 (2020)</i>	<i>*Absolute</i>		<i>*Scope 2</i>	

**Keurig Dr Pepper:** Keurig Dr Pepper reported progress on all SBTs.



	23% 7 of a 30% reduction target		17% 2018 to 2030 (2020)	Absolute		Scope 1+2	2020
	-152% -23 of a 15% reduction target		17% 2018 to 2030 (2020)	Absolute		Scope 3	2020
	63% 31 of a 50% supplier engagement target		33% 2018 to 2024 (2020)	Supplier engagement		Scope 3	2020

**Kilroy Realty Corporation:** No comparable progress data of SBT(s) was publicly found for Kilroy Realty Corporation.





**Kimberly-Clark Corporation:** Kimberly-Clark Corporation reported progress on all SBTs.

	64% 32 of a 50% reduction target		33% 2015 to 2030 (2020)	Absolute		Scope 1+2	2020
	15% 3 of a 20% reduction target		33% 2015 to 2030 (2020)	Absolute		Scope 3	2020

**Kimco Realty Corporation: (SME)** Kimco Realty Corporation reported progress on all SBTs.





	29% 9 of a 30% reduction target		17% 2018 to 2030 (2020)	Absolute		Scope 1+2	2021
---	---------------------------------	---	-------------------------	----------	--	-----------	------

**Kingfisher:** Kingfisher reported progress on all SBTs.

	72% 27 of a 38% reduction target		44% 2016 to 2025 (2020)	Absolute		Scope 1+2	2021
	45% 18 of a 40% intensity reduction target		38% 2017 to 2025 (2020)	Intensity	per £million turnover	Scope 3	2021

**Kingspan Group Plc:** No comparable progress data of SBT(s) was publicly found for Kingspan Group Plc.

**Kirin Holdings Co. Ltd.:** Kirin Holdings Co Ltd reported progress on all SBTs.





	19% 9 of a 50% reduction target		9% 2019 to 2030 (2020)	Absolute		Scope 1+2	2020
	42% 13 of a 30% reduction target		9% 2019 to 2030 (2020)	Absolute		Scope 3	2020

\* In some cases, companies reported a single science-based target (SBT) as multiple disaggregated targets or reported multiple SBTs as a single aggregated target in their CDP disclosure. In these cases, the SBTs and CDP progress data are presented in separate rows, with the progress data italicized.





Target completion (% completed)	Current target status	Target timeframe (% elapsed)	Target timeframe Base year to target year (latest data year in brackets)	Target type	Activity unit	Scope(s) Covered	Year target approved
------------------------------------	-----------------------	---------------------------------	--	-------------	---------------	---------------------	----------------------------

**Klabin S.A.:** No comparable progress data of SBT(s) was publicly found for Klabin S.A.







**Klépierre:** Klépierre reported progress on all SBTs.

	94%	75 of an 80% intensity reduction target		23%	2017 to 2030 (2020)	Intensity	per square meter	Scope 1+2	2020
	165%	68 of a 41% intensity reduction target		23%	2017 to 2030 (2020)	Intensity	per square meter	Scope 3	2020


**Komatsu Ltd.:** Komatsu Ltd. reported progress on all SBTs.

	60%	29 of a 49% intensity reduction target		55%	2010 to 2030 (2021)	Intensity	per unit production	Scope 1+2	2017
	52%	24 of a 46% reduction target		50%	2012 to 2030 (2021)	Absolute		Scope 3	2017

**KONE Corporation:** KONE Corporation reported progress on all SBTs.





	24%	12 of a 50% reduction target		17%	2018 to 2030 (2020)	Absolute		Scope 1+2	2020
	12%	12 of a 100% renewable electricity procurement target		17%	2018 to 2030 (2020)	Renewable electricity		Scope 2	2020
	-2%	-1 of a 40% intensity reduction target		17%	2018 to 2030 (2020)	Intensity	per ordered product	Scope 3	2020

**Konica Minolta, Inc.:** Konica Minolta, Inc. reported progress on all SBTs.





	100%	60 of a 60% reduction target		64%	2005 to 2030 (2021)	Absolute		Scope 1+2+3	2017
---	------	------------------------------	---	-----	---------------------	----------	--	-------------	------

**Koninklijke Ahold Delhaize N.V.:** No comparable progress data of SBT(s) was publicly found for Koninklijke Ahold Delhaize N.V.

**Koninklijke KPN NV (Royal KPN):** Koninklijke KPN NV (Royal KPN) reported progress for at least one SBT. Information for other SBT(s) could not be publicly found or could not be represented.

	84%	17 of a 20% reduction target		55%	2014 to 2025 (2020)	Absolute		Scope 3	2017
	33%	17 of a 50% reduction target		23%	2014 to 2040 (2020)	Absolute		Scope 3	2017

























**KOSÉ Corporation:** KOSÉ Corporation reported progress on all SBTs.

	23%	8 of a 35% reduction target		17%	2018 to 2030 (2021)	Absolute		Scope 1+2	2021
	105%	32 of a 30% reduction target		17%	2018 to 2030 (2021)	Absolute		Scope 3	2021

**KPMG Ireland:** No comparable progress data of SBT(s) was publicly found for KPMG Ireland.

\* In some cases, companies reported a single science-based target (SBT) as multiple disaggregated targets or reported multiple SBTs as a single aggregated target in their CDP disclosure. In these cases, the SBTs and CDP progress data are presented in separate rows, with the progress data italicized.



Target completion (% completed)	Current target status	Target timeframe (% elapsed)	Target timeframe Base year to target year (latest data year in brackets)	Target type	Activity unit	Scope(s) Covered	Year target approved
<b>KPMG UK LLP:</b> KPMG UK LLP reported progress on all SBTs.							
	46% 46 of a 100% reduction target		23% 2017 to 2030 (2020)	Absolute		Scope 1+2	2020
	65% 16 of a 25% reduction target		23% 2017 to 2030 (2020)	Absolute		Scope 3	2020
<b>Krones AG:</b> Krones AG reported progress on all SBTs.							
	16% 13 of an 80% reduction target		9% 2019 to 2030 (2020)	Absolute		Scope 1+2	2020
	-61% -15 of a 25% reduction target		9% 2019 to 2030 (2020)	Absolute		Scope 3	2020
<b>Kuehne + Nagel International AG:</b> Kuehne + Nagel International AG reported progress on all SBTs.							
	82% 27 of a 33% reduction target		9% 2019 to 2030 (2020)	Absolute		Scope 1+2+3	2021
<b>Kumagai Gumi Co., Ltd.:</b> Kumagai Gumi Co., Ltd. reported progress for at least one SBT. Information for other SBT(s) could not be publicly found or could not be represented.							
	12% 9 of a 75% reduction target		3% 2020 to 2050 (2021)	Absolute		Scope 1+2	2021
	94% 12 of a 13% reduction target		10% 2020 to 2030 (2021)	Absolute		Scope 3	2021
	33% 12 of a 37% reduction target		3% 2020 to 2050 (2021)	Absolute		Scope 3	2021
<b>Kungsleden AB:</b> (SME) No comparable progress data of SBT(s) was publicly found for Kungsleden AB.							
<b>KYOCERA Corporation:</b> KYOCERA Corporation reported progress on all SBTs.							
	54% 16 of a 30% reduction target		41% 2013 to 2030 (2021)	Absolute		Scope 1+2+3	2019
<b>KYOHATSU INDUSTRY Co., Ltd.:</b> (SME) KYOHATSU INDUSTRY Co., Ltd. reported progress on all SBTs.							
	75% 37 of a 50% reduction target		17% 2018 to 2030 (2020)	Absolute		Scope 1+2	2021
<b>L.E. Vegetables Company Aktiebolag:</b> (SME) No comparable progress data of SBT(s) was publicly found for L.E. Vegetables Company Aktiebolag.							
<b>L'Oréal:</b> L'Oréal reported progress on all SBTs.							
	54% 54 of a 100% reduction target		44% 2016 to 2025 (2020)	Absolute		Scope 1+2	2018
	13% 3 of a 25% reduction target		29% 2016 to 2030 (2020)	Absolute		Scope 1+2+3	2018
<b>La Française des jeux (FDJ):</b> No comparable progress data of SBT(s) was publicly found for La Française des jeux (FDJ).							

\* In some cases, companies reported a single science-based target (SBT) as multiple disaggregated targets or reported multiple SBTs as a single aggregated target in their CDP disclosure. In these cases, the SBTs and CDP progress data are presented in separate rows, with the progress data italicized.

Target completion (% completed)	Current target status	Target timeframe (% elapsed)	Target timeframe Base year to target year (latest data year in brackets)	Target type	Activity unit	Scope(s) Covered	Year target approved
------------------------------------	-----------------------	---------------------------------	--	-------------	---------------	---------------------	----------------------------



**La Poste SA:** No comparable progress data of SBT(s) was publicly found for La Poste SA.

**Landsec:** Landsec reported progress on all SBTs.

	78%	55 of a 70% reduction target		44%	2014 to 2030 (2021)	Absolute		Scope 1+2+3	2019
---	-----	------------------------------	---	-----	---------------------	----------	--	-------------	------

**Lansinoh Laboratories Inc.:** Lansinoh Laboratories Inc reported progress on all SBTs.



	144%	66 of a 46% reduction target		9%	2019 to 2030 (2020)	Absolute		Scope 1+2	2020
---	------	------------------------------	---	----	---------------------	----------	--	-----------	------

	0%	0 of a 69% intensity reduction target		9%	2019 to 2030 (2020)	Intensity	per dollar value added	Scope 3	2020
---	----	---------------------------------------	---	----	---------------------	-----------	------------------------	---------	------


**Lars Partners:** (SME) No comparable progress data of SBT(s) was publicly found for Lars Partners.

**Las Vegas Sands:** Las Vegas Sands reported progress on all SBTs.

	484%	92 of a 19% reduction target		33%	2015 to 2030 (2020)	Absolute		Scope 1	2017
---	------	------------------------------	---	-----	---------------------	----------	--	---------	------

	242%	42 of an 18% reduction target		29%	2018 to 2025 (2020)	Absolute		Scope 1+2	2020
---	------	-------------------------------	---	-----	---------------------	----------	--	-----------	------

**Lassila & Tikanoja plc:** Lassila & Tikanoja plc reported progress on all SBTs.

	28%	14 of a 50% intensity reduction target		17%	2018 to 2030 (2020)	Intensity	per kilometer	Scope 1+2	2020
---	-----	--	---	-----	---------------------	-----------	---------------	-----------	------

	0%	0 of a 70% supplier engagement target		20%	2018 to 2024 (2020)	Supplier engagement		Scope 3	2020
---	----	---------------------------------------	---	-----	---------------------	---------------------	--	---------	------

**Legacy Vacation Resorts:** (SME) No comparable progress data of SBT(s) was publicly found for Legacy Vacation Resorts.

**Legrand:** No comparable progress data of SBT(s) was publicly found for Legrand.

**Lenovo Group Limited:** Lenovo Group Limited reported progress on all SBTs.

	20%	10 of a 50% reduction target		18%	2019 to 2030 (2021)	Absolute		Scope 1+2	2020
---	-----	------------------------------	---	-----	---------------------	----------	--	-----------	------

	-6%	-1 of a 25% intensity reduction target		18%	2019 to 2030 (2021)	Intensity	per tonne-km of transported product	Scope 3	2020
---	-----	--	---	-----	---------------------	-----------	-------------------------------------	---------	------

	51%	13 of a 25% intensity reduction target		18%	2019 to 2030 (2021)	Intensity	per million US\$ procurement spend	Scope 3	2020
---	-----	--	---	-----	---------------------	-----------	------------------------------------	---------	------

	11%	3 of a 25% intensity reduction target		18%	2019 to 2030 (2021)	Intensity	per comparable product	Scope 3	2020
---	-----	---------------------------------------	---	-----	---------------------	-----------	------------------------	---------	------





\* In some cases, companies reported a single science-based target (SBT) as multiple disaggregated targets or reported multiple SBTs as a single aggregated target in their CDP disclosure. In these cases, the SBTs and CDP progress data are presented in separate rows, with the progress data italicized.

Target completion (% completed)	Current target status	Target timeframe (% elapsed)	Target timeframe Base year to target year (latest data year in brackets)	Target type	Activity unit	Scope(s) Covered	Year target approved
<b>Lenzing AG:</b> Lenzing AG reported progress on all SBTs.							
	50% intensity reduction target		2017 to 2030 (2020)	Intensity		Scope 1+2+3	2019
	<i>*32%</i> <i>*16 of a 50% intensity reduction target</i>		<i>*23%</i> <i>*2017 to 2030 (2020)</i>	<i>*Intensity</i>	<i>*per ton of fiber and pulp sold</i>	<i>*Scope 1+2</i>	
	<i>*27%</i> <i>*13 of a 50% intensity reduction target</i>		<i>*23%</i> <i>*2017 to 2030 (2020)</i>	<i>*Intensity</i>	<i>*per ton of fiber and pulp sold</i>	<i>*Scope 3</i>	
<b>Lerøy Seafood Group ASA:</b> Lerøy Seafood Group ASA reported progress on all SBTs.							
	46% reduction target		2019 to 2030 (2020)	Absolute		Scope 1+2	2021
	46% reduction target		2019 to 2030 (2020)	Absolute		Scope 3	2021
	<i>*200%</i> <i>*92 of a 46% reduction target</i>		<i>*9%</i> <i>*2019 to 2030 (2020)</i>	<i>*Absolute</i>		<i>*Scope 1+2+3</i>	
<b>Levi Strauss &amp; Co.:</b> Levi Strauss & Co. reported progress on all SBTs.							
	64% 57 of a 90% reduction target		44% 2016 to 2025 (2020)	Absolute		Scope 1+2	2018
	35% 14 of a 40% reduction target		44% 2016 to 2025 (2020)	Absolute		Scope 3	2018
<b>Liberty Global:</b> No comparable progress data of SBT(s) was publicly found for Liberty Global.							
<b>Lidl Belgium GmbH. &amp; Co. KG:</b> No comparable progress data of SBT(s) was publicly found for Lidl Belgium GmbH. & Co. KG.							
<b>Lifestraw:</b> (SME) No comparable progress data of SBT(s) was publicly found for Lifestraw.							
<b>Linklaters LLP:</b> Linklaters LLP reported progress on all SBTs.							
	21% 15 of a 70% reduction target		18% 2019 to 2030 (2021)	Absolute		Scope 1+2	2021
	74% 37 of a 50% reduction target		18% 2019 to 2030 (2021)	Absolute		Scope 3	2021
<b>Lion Corporation:</b> Lion Corporation reported progress on all SBTs.							
	10% 3 of a 30% reduction target		17% 2018 to 2030 (2020)	Absolute		Scope 1+2+3	2020
<b>LITE-ON technology corp.:</b> LITE-ON technology corp. reported progress for at least one SBT. Information for other SBT(s) could not be publicly found or could not be represented.							
	54% 21 of a 39% intensity reduction target		55% 2014 to 2025 (2020)	Intensity	per million NT dollar revenue	Scope 1+2	2019
<b>LIXIL Group Corporation:</b> LIXIL Group Corporation reported progress on all SBTs.							
	62% 19 of a 30% reduction target		40% 2015 to 2030 (2021)	Absolute		Scope 1+2	2017
	20% 3 of a 15% reduction target		40% 2015 to 2030 (2021)	Absolute		Scope 3	2017

\* In some cases, companies reported a single science-based target (SBT) as multiple disaggregated targets or reported multiple SBTs as a single aggregated target in their CDP disclosure. In these cases, the SBTs and CDP progress data are presented in separate rows, with the progress data italicized.

Target completion (% completed)	Current target status	Target timeframe (% elapsed)	Target timeframe Base year to target year (latest data year in brackets)	Target type	Activity unit	Scope(s) Covered	Year target approved
------------------------------------	-----------------------	---------------------------------	--	-------------	---------------	---------------------	----------------------------

**Logista:** Logista reported progress on all SBTs.



	64%	19 of a 30% intensity reduction target		41%	2013 to 2030 (2020)	Intensity	per million Euro value added x million km distance travelled	Scope 1+2+3	2016
	38%	19 of a 50% intensity reduction target		19%	2013 to 2050 (2020)	Intensity	per million Euro value added x million km distance travelled	Scope 1+2+3	2016

**LOM Architecture:** (SME) No comparable progress data of SBT(s) was publicly found for LOM Architecture.





**London Stock Exchange Group PLC:** London Stock Exchange Group PLC reported progress for at least one SBT. Information for other SBT(s) could not be publicly found or could not be represented.

	46% reduction target				2019 to 2030 (2020)	Absolute		Scope 1+2	2021
	46% reduction target				2019 to 2030 (2020)	Absolute		Scope 3	2021
	<i>*141%</i>	<i>*65 of a 46% reduction target</i>		<i>*9%</i>	<i>*2019 to 2030 (2020)</i>	<i>*Absolute</i>		<i>*Scope 1+2+3<sup>a</sup></i>	

**lululemon:** lululemon reported progress for at least one SBT. Information for other SBT(s) could not be publicly found or could not be represented.

	-19%	-11 of a 60% reduction target		17%	2018 to 2030 (2020)	Absolute		Scope 1+2	2019
---	------	-------------------------------	---	-----	---------------------	----------	--	-----------	------

**Lumen Technologies, Inc.:** Lumen Technologies, Inc. reported progress on all SBTs.

	84%	15 of an 18% reduction target		29%	2018 to 2025 (2020)	Absolute		Scope 1+2	2019
	17%	2 of a 10% reduction target		29%	2018 to 2025 (2020)	Absolute		Scope 3	2019

**Lundbeck A/S:** No comparable progress data of SBT(s) was publicly found for Lundbeck A/S.

**MAAL Associates, LLC:** (SME) No comparable progress data of SBT(s) was publicly found for MAAL Associates, LLC.

**MacArthur Green:** (SME) No comparable progress data of SBT(s) was publicly found for MacArthur Green.

**MaCher (USA) Inc.:** (SME) No comparable progress data of SBT(s) was publicly found for MaCher (USA) Inc.

**Machi Mirai Seisakusyo Co., Ltd.:** (SME) No comparable progress data of SBT(s) was publicly found for Machi Mirai Seisakusyo Co., Ltd.





**Maeda Corporation:** No comparable progress data of SBT(s) was publicly found for Maeda Corporation.

\* In some cases, companies reported a single science-based target (SBT) as multiple disaggregated targets or reported multiple SBTs as a single aggregated target in their CDP disclosure. In these cases, the SBTs and CDP progress data are presented in separate rows, with the progress data italicized.









Target completion (% completed)	Current target status	Target timeframe (% elapsed)	Target timeframe Base year to target year (latest data year in brackets)	Target type	Activity unit	Scope(s) Covered	Year target approved
------------------------------------	-----------------------	---------------------------------	--	-------------	---------------	---------------------	----------------------------

**Magazine de Bijenkorf B.V.:** No comparable progress data of SBT(s) was publicly found for Magazine de Bijenkorf B.V.

**Magyar Telekom Plc.:** Magyar Telekom Plc. reported progress on all SBTs.

	27%	23 of an 84% reduction target		33%	2015 to 2030 (2020)	Absolute	Scope 1+2	2019
	88%	27 of a 30% reduction target		23%	2017 to 2030 (2020)	Absolute	Scope 3	2019

**Mahindra & Mahindra Limited:** Mahindra & Mahindra Limited reported progress on all SBTs.

		47% intensity reduction target			2018 to 2033 (2021)	Intensity	per equivalent product unit	Scope 1+2	2019
	*-21%	*-10 of a 47% intensity reduction target		*20%	*2018 to 2033 (2021)	*Intensity	*per equivalent product unit	*Scope 1+2 (63% of total)	
	*16%	*-8 of a 47% intensity reduction target		*20%	*2018 to 2033 (2021)	*Intensity	*per equivalent product unit	*Scope 1+2 (35% of total)	
		30% intensity reduction target				Intensity	per sold product unit	Scope 3	2019
	*-7%	*-2 of a 30% intensity reduction target		*20%	*2018 to 2033 (2021)	*Intensity	*per sold product unit	*Scope 3 (18% of total)	
	*6%	*2 of a 30% intensity reduction target		*20%	*2018 to 2033 (2021)	*Intensity	*per sold product unit	*Scope 3 (76% of total)	

**Mahindra Accelo:** No comparable progress data of SBT(s) was publicly found for Mahindra Accelo.

**Mahindra Automotive Australia Pty Ltd.:** No comparable progress data of SBT(s) was publicly found for Mahindra Automotive Australia Pty Ltd.

**MAHINDRA ELECTRIC MOBILITY LTD.:** No comparable progress data of SBT(s) was publicly found for MAHINDRA ELECTRIC MOBILITY LTD.





**Mahindra EPC Irrigation Limited:** No comparable progress data of SBT(s) was publicly found for Mahindra EPC Irrigation Limited.

**Mahindra First Choice Services Ltd.:** No comparable progress data of SBT(s) was publicly found for Mahindra First Choice Services Ltd.























**Mahindra Heavy Engines Ltd.:** No comparable progress data of SBT(s) was publicly found for Mahindra Heavy Engines Ltd.

**Mahindra Holidays and Resorts India Limited:** No comparable progress data of SBT(s) was publicly found for Mahindra Holidays and Resorts India Limited.



























**Mahindra Lifespaces Developers Limited:** Mahindra Lifespaces Developers Limited reported progress on all SBTs.

	-77%	-48 of a 63% reduction target		20%	2018 to 2033 (2021)	Absolute		Scope 1+2	2019
	266%	53 of a 20% reduction target		20%	2018 to 2033 (2021)	Absolute		Scope 3	2019




























\* In some cases, companies reported a single science-based target (SBT) as multiple disaggregated targets or reported multiple SBTs as a single aggregated target in their CDP disclosure. In these cases, the SBTs and CDP progress data are presented in separate rows, with the progress data italicized.

Target completion (% completed)	Current target status	Target timeframe (% elapsed)	Target timeframe Base year to target year (latest data year in brackets)	Target type	Activity unit	Scope(s) Covered	Year target approved
<b>Mahindra Logistics Ltd.:</b> No comparable progress data of SBT(s) was publicly found for Mahindra Logistics Ltd.							
<b>Mahindra Sanyo Special Steel:</b> Mahindra Sanyo Special Steel reported progress for at least one SBT. Information for other SBT(s) could not be publicly found or could not be represented.							
	-55%	-19 of a 35% intensity reduction target	 36%	2016 to 2030 (2021)	Intensity	per tonne of steel produced	Scope 1+2 2018
<b>Mahindra USA, Inc.:</b> No comparable progress data of SBT(s) was publicly found for Mahindra USA, Inc..							
<b>Mahindra World City (Jaipur) Ltd.:</b> Mahindra World City (Jaipur) Ltd. reported progress on all SBTs.							
	-10%	-6 of a 63% reduction target	 20%	2018 to 2033 (2021)	Absolute		Scope 1+2 2019
	400%	80 of a 20% reduction target	 20%	2018 to 2033 (2021)	Absolute		Scope 3 2019
<b>Mahindra World City Developers Ltd.:</b> Mahindra World City Developers Ltd reported progress on all SBTs.							
	63%	40 of a 63% reduction target	 33%	2016 to 2031 (2021)	Absolute		Scope 1+2 2019
<b>Maisons du Monde:</b> Maisons du Monde reported progress on all SBTs.							
	49%	24 of a 50% reduction target	 17%	2018 to 2030 (2020)	Absolute		Scope 1+2 2019
	48%	7 of a 15% reduction target	 17%	2018 to 2030 (2020)	Absolute		Scope 3 2019
<b>Manni Group SpA:</b> Manni Group SpA reported progress for at least one SBT. Information for other SBT(s) could not be publicly found or could not be represented.							
	70%	28 of a 40% reduction target	 33%	2016 to 2028 (2020)	Absolute		Scope 1+2 2020
<b>Maple Leaf Foods Inc.:</b> Maple Leaf Foods Inc. reported progress on all SBTs.							
	6%	2 of a 30% reduction target	 17%	2018 to 2030 (2020)	Absolute		Scope 1+2 2019
	3%	1 of a 30% intensity reduction target	 17%	2018 to 2030 (2020)	Intensity	per tonne of product	Scope 3 2019
<b>Marks &amp; Spencer:</b> Marks & Spencer reported progress for at least one SBT. Information for other SBT(s) could not be publicly found or could not be represented.							
	90%	72 of an 80% reduction target	 61%	2007 to 2030 (2021)	Absolute		Scope 1+2 2017
	80%	72 of a 90% reduction target	 50%	2007 to 2035 (2021)	Absolute		Scope 1+2 2017

\* In some cases, companies reported a single science-based target (SBT) as multiple disaggregated targets or reported multiple SBTs as a single aggregated target in their CDP disclosure. In these cases, the SBTs and CDP progress data are presented in separate rows, with the progress data italicized.



















Target completion (% completed)	Current target status	Target timeframe (% elapsed)	Target timeframe Base year to target year (latest data year in brackets)	Target type	Activity unit	Scope(s) Covered	Year target approved
<b>Mars:</b> Mars reported progress for at least one SBT. Information for other SBT(s) could not be publicly found or could not be represented.							
	31%	31 of a 100% reduction target		20%	2015 to 2040 (2020)	Absolute	Scope 1+2 2017
	27%	7 of a 27% reduction target		50%	2015 to 2025 (2020)	Absolute	Scope 1+2+3 2017
	12%	8 of a 67% reduction target		14%	2015 to 2050 (2020)	Absolute	Scope 1+2+3 2017
<b>Marshalls plc:</b> No comparable progress data of SBT(s) was publicly found for Marshalls plc.							
<b>MARUI GROUP CO.,LTD.:</b> MARUI GROUP CO.,LTD. reported progress for at least one SBT. Information for other SBT(s) could not be publicly found or could not be represented.							
	73%	59 of an 80% reduction target		36%	2016 to 2030 (2021)	Absolute	Scope 1+2 2019
	136%	48 of a 35% reduction target		36%	2016 to 2030 (2021)	Absolute	Scope 3 2018
<b>Mastercard:</b> Mastercard reported progress on all SBTs.							
	115%	44 of a 38% reduction target		44%	2016 to 2025 (2020)	Absolute	Scope 1+2 2020
	284%	57 of a 20% reduction target		44%	2016 to 2025 (2020)	Absolute	Scope 3 2020
<b>MATSEN CHEMIE AG:</b> (SME) No comparable progress data of SBT(s) was publicly found for MATSEN CHEMIE AG.							
<b>McCain Foods Limited:</b> McCain Foods Limited reported progress for at least one SBT. Information for other SBT(s) could not be publicly found or could not be represented.							
	3%	1 of a 31% reduction target		9%	2019 to 2030 (2020)	Intensity	Per tonne of finished product Scope 3 2021
	4%	4 of a 100% reduction target		9%	2019 to 2030 (2020)	Renewable electricity	Scope 2 2021
<b>McCormick &amp; Company, Inc.:</b> McCormick & Company, Inc. reported progress on all SBTs.							
	21%	4 of a 20% reduction target		50%	2015 to 2025 (2020)	Absolute	Scope 1+2 2019
	-29%	-5 of a 16% reduction target		23%	2017 to 2030 (2020)	Absolute	Scope 3 2019
<b>McDonald's Corporation:</b> McDonald's Corporation reported progress on all SBTs.							
	24%	9 of a 36% reduction target		33%	2015 to 2030 (2020)	Absolute	Scope 1+2+3 2018
	19%	6 of a 31% intensity reduction target		33%	2015 to 2030 (2020)	Intensity	per metric tonne of food and packaging Scope 3 2018

\* In some cases, companies reported a single science-based target (SBT) as multiple disaggregated targets or reported multiple SBTs as a single aggregated target in their CDP disclosure. In these cases, the SBTs and CDP progress data are presented in separate rows, with the progress data italicized.

Target completion (% completed)	Current target status	Target timeframe (% elapsed)	Target timeframe Base year to target year (latest data year in brackets)	Target type	Activity unit	Scope(s) Covered	Year target approved	
<b>McKinsey &amp; Company, Inc.:</b> McKinsey & Company, Inc. reported progress on all SBTs.								
	72%	18 of a 25% reduction target	 17%	2019 to 2025 (2020)	Absolute	Scope 1+2	2021	
	247%	74 of a 30% reduction target	 17%	2019 to 2025 (2020)	Intensity	Per capita	Scope 3	2021
<b>MEIDENSHA CORPORATION:</b> MEIDENSHA CORPORATION reported progress on all SBTs.								
	1%	0 of a 30% reduction target	 18%	2020 to 2031 (2021)	Absolute	Scope 1+2	2021	
	33%	5 of a 15% reduction target	 18%	2020 to 2031 (2021)	Absolute	Scope 3	2021	
<b>Melia Hotels International SA:</b> Melia Hotels International SA reported progress on all SBTs.								
	398%	52 of a 13% reduction target	 40%	2018 to 2023 (2020)	Absolute	Scope 1+2	2019	
	102%	52 of a 51% reduction target	 12%	2018 to 2035 (2020)	Absolute	Scope 1+2	2019	
	1369%	82 of a 6% reduction target	 40%	2018 to 2023 (2020)	Absolute	Scope 3	2019	
	391%	82 of a 21% reduction target	 12%	2018 to 2035 (2020)	Absolute	Scope 3	2019	
<b>Mercedes-Benz AG:</b> No comparable progress data of SBT(s) was publicly found for Mercedes-Benz AG.								
<b>MERCIALYS:</b> MERCIALYS reported progress on all SBTs.								
	29%	14 of a 47% intensity reduction target	 23%	2017 to 2030 (2020)	Intensity	square meter	Scope 1+2	2019
	261%	68 of a 26% reduction target	 23%	2017 to 2030 (2020)	Absolute	Scope 3	2019	
	144%	38 of a 26% intensity reduction target	 23%	2017 to 2030 (2020)	Intensity	ton of waste	Scope 3	2019
	-84%	-38 of a 46% intensity reduction target	 23%	2017 to 2030 (2020)	Intensity	square meter	Scope 3	2019
<b>Metro AG:</b> Metro AG reported progress for at least one SBT. Information for other SBT(s) could not be publicly found or could not be represented.								
	39%	6 of a 15% reduction target	 17%	2018 to 2030 (2020)	Absolute	Scope 3	2019	
<b>Metsä Board Corporation:</b> Metsä Board Corporation reported progress on all SBTs.								
	5%	5 of a 100% reduction target	 29%	2016 to 2030 (2020)	Absolute	Scope 1+2	2019	
	7%	5 of a 70% supplier engagement target	 50%	2016 to 2024 (2020)	Supplier engagement	Scope 3	2019	

\* In some cases, companies reported a single science-based target (SBT) as multiple disaggregated targets or reported multiple SBTs as a single aggregated target in their CDP disclosure. In these cases, the SBTs and CDP progress data are presented in separate rows, with the progress data italicized.





Target completion (% completed)	Current target status	Target timeframe (% elapsed)	Target timeframe Base year to target year (latest data year in brackets)	Target type	Activity unit	Scope(s) Covered	Year target approved
<b>Metso Outotec:</b> No comparable progress data of SBT(s) was publicly found for Metso Outotec.							
<b>MIC Co., Ltd.:</b> (SME) No comparable progress data of SBT(s) was publicly found for MIC Co., Ltd.							
<b>Michelin:</b> Michelin reported progress for at least one SBT. Information for other SBT(s) could not be publicly found or could not be represented.							
	96%	36 of a 38% reduction target	 50%	2010 to 2030 (2020)	Absolute	Scope 1+2	2020
	31%	5 of a 15% reduction target	 17%	2018 to 2030 (2020)	Absolute	Scope 3	2020
<b>Microsoft Corporation:</b> Microsoft Corporation reported progress for at least one SBT. Information for other SBT(s) could not be publicly found or could not be represented.							
	109%	33 of a 30% intensity reduction target	 23%	2017 to 2030 (2020)	Intensity	per unit of revenue	Scope 3 2019
<b>Midsona AB:</b> Midsona AB reported progress on all SBTs.							
	-18%	-7 of a 38% reduction target	 7%	2019 to 2034 (2020)	Absolute	Scope 1+2	2021
	-17%	-7 of a 38% reduction target	 7%	2019 to 2034 (2020)	Absolute	Scope 3	2021
<b>Miele &amp; Cie. KG:</b> Miele & Cie. KG reported progress for at least one SBT. Information for other SBT(s) could not be publicly found or could not be represented.							
	80%	40 of a 50% reduction target	 9%	2019 to 2030 (2020)	Absolute	Scope 1+2	2021
<b>Mile Hi Bakery Inc.:</b> No comparable progress data of SBT(s) was publicly found for Mile Hi Bakery Inc.							
<b>Mile Hi Foods Co.:</b> Mile Hi Foods Co. reported progress on all SBTs.							
	270%	100 of a 37% intensity reduction target	 33%	2015 to 2030 (2020)	Intensity	per short ton of goods delivered	Scope 1+2+3 2020
<b>MiljöMatematik Malmö AB:</b> No comparable progress data of SBT(s) was publicly found for MiljöMatematik Malmö AB.							
<b>Millennium &amp; Copthorne Hotels plc.:</b> Millennium & Copthorne Hotels plc. reported progress on all SBTs.							
	107%	29 of a 27% reduction target	 23%	2017 to 2030 (2020)	Absolute	Scope 1+2+3	2019
<b>Mitsubishi Electric Corporation:</b> Mitsubishi Electric Corporation reported progress for at least one SBT. Information for other SBT(s) could not be publicly found or could not be represented.							
	103%	19 of an 18% reduction target	 29%	2016 to 2030 (2021)	Absolute	Scope 1+2	2019
<b>MITSUBISHI ESTATE CO., LTD.:</b> No comparable progress data of SBT(s) was publicly found for MITSUBISHI ESTATE CO., LTD.							



\* In some cases, companies reported a single science-based target (SBT) as multiple disaggregated targets or reported multiple SBTs as a single aggregated target in their CDP disclosure. In these cases, the SBTs and CDP progress data are presented in separate rows, with the progress data italicized.

Target completion (% completed)	Current target status	Target timeframe (% elapsed)	Target timeframe Base year to target year (latest data year in brackets)	Target type	Activity unit	Scope(s) Covered	Year target approved
------------------------------------	-----------------------	---------------------------------	--	-------------	---------------	---------------------	----------------------------





**MITSUI FUDOSAN CO., LTD.:** MITSUI FUDOSAN CO., LTD. reported progress on all SBTs.

	30% reduction target		2019 to 2030 (2021)	Absolute		Scope 1+2	2021
	30% reduction target		2019 to 2030 (2021)	Absolute		Scope 3	2021
	*-39% <i>*-12 of a 30% reduction target</i>		*18% <i>*2019 to 2030 (2021)</i>	<i>*Absolute</i>		<i>*Scope 1+2+3</i>	

**Miyakoda Construction Co., Ltd.:** (SME) Miyakoda Construction Co., Ltd reported progress on all SBTs.

	17% 8 of a 50% reduction target		25% 2018 to 2030 (2021)	Absolute		Scope 1+2	2020
---	---------------------------------	---	-------------------------	----------	--	-----------	------





**Molson Coors Brewing Company:** Molson Coors Brewing Company reported progress for at least one SBT. Information for other SBT(s) could not be publicly found or could not be represented.

	48% 24 of a 50% reduction target		44% 2016 to 2025 (2020)	Absolute		Scope 1+2	2018
	113% 23 of a 20% reduction target		44% 2016 to 2025 (2020)	Absolute		Scope 1+2+3	2019







**Moncler Group:** No comparable progress data of SBT(s) was publicly found for Moncler Group.

**Mondelez International Inc.:** No comparable progress data of SBT(s) was publicly found for Mondelez International Inc.

**Mondi plc:** Mondi plc reported progress for at least one SBT. Information for other SBT(s) could not be publicly found or could not be represented.

	69% 24 of a 34% intensity reduction target		55% 2014 to 2025 (2020)	Intensity	per ton of saleable production	Scope 1+2	2019
	33% 24 of a 72% intensity reduction target		17% 2014 to 2050 (2020)	Intensity	per ton of saleable production	Scope 1+2	2019



**Moody's Corporation:** Moody's Corporation reported progress on all SBTs.

	172% 86 of a 50% reduction target		9% 2019 to 2030 (2020)	Absolute		Scope 1+2	2020
	559% 84 of a 15% reduction target		17% 2019 to 2025 (2020)	Absolute		Scope 3	2020
	19% 11 of a 60% supplier engagement target		17% 2019 to 2025 (2020)	Supplier engagement		Scope 3	2020

















**Morgan Sindall Group plc:** Morgan Sindall Group plc reported progress for at least one SBT. Information for other SBT(s) could not be publicly found or could not be represented.

	200% 22 of an 11% reduction target		44% 2016 to 2025 (2020)	Absolute		Scope 1+2	2018
---	------------------------------------	---	-------------------------	----------	--	-----------	------

























**Mott MacDonald Group Limited:** Mott MacDonald Group Limited reported progress on all SBTs.

	282% 71 of a 25% reduction target		33% 2018 to 2024 (2020)	Absolute		Scope 1+2+3	2020
---	-----------------------------------	---	-------------------------	----------	--	-------------	------

\* In some cases, companies reported a single science-based target (SBT) as multiple disaggregated targets or reported multiple SBTs as a single aggregated target in their CDP disclosure. In these cases, the SBTs and CDP progress data are presented in separate rows, with the progress data italicized.

Target completion (% completed)	Current target status	Target timeframe (% elapsed)	Target timeframe Base year to target year (latest data year in brackets)	Target type	Activity unit	Scope(s) Covered	Year target approved
<b>Mowi:</b> Mowi reported progress for at least one SBT. Information for other SBT(s) could not be publicly found or could not be represented.							
	6%	2 of a 35% reduction target	 17%	2018 to 2030 (2020)	Absolute	Scope 3	2019
	3%	2 of a 72% reduction target	 6%	2018 to 2050 (2020)	Absolute	Scope 3	2019
<b>Multiplex Construction Canada:</b> No comparable progress data of SBT(s) was publicly found for Multiplex Construction Canada.							
<b>Multiplex Construction Europe:</b> Multiplex Construction Europe reported progress on all SBTs.							
	109%	60 of a 55% reduction target	 23%	2017 to 2030 (2020)	Absolute	Scope 1+2	2018
	18%	17 of a 95% reduction target	 50%	2017 to 2023 (2020)	Supplier engagement	Scope 3	2018
<b>Multiplex Constructions, Middle East:</b> No comparable progress data of SBT(s) was publicly found for Multiplex Constructions, Middle East.							
<b>Muntons:</b> Muntons reported progress on all SBTs.							
	60%	27 of a 45% reduction target	 67%	2010 to 2025 (2020)	Absolute	Scope 1+2	2017
<b>MVV Energie AG:</b> No comparable progress data of SBT(s) was publicly found for MVV Energie AG.							
<b>Nabtesco Corporation:</b> Nabtesco Corporation reported progress for at least one SBT. Information for other SBT(s) could not be publicly found or could not be represented.							
	78%	23 of a 30% reduction target	 33%	2015 to 2030 (2020)	Absolute	Scope 1+2	2017
	29%	23 of an 80% reduction target	 14%	2015 to 2050 (2020)	Absolute	Scope 1+2	2017
<b>Nando's Chicken Land Limited:</b> No comparable progress data of SBT(s) was publicly found for Nando's Chicken Land Limited.							
<b>National Grid PLC:</b> National Grid PLC reported progress for at least one SBT. Information for other SBT(s) could not be publicly found or could not be represented.							
	10%	4 of a 38% reduction target	 20%	2019 to 2034 (2021)	Absolute	Scope 3	2021
<b>Nature's Management:</b> (SME) No comparable progress data of SBT(s) was publicly found for Nature's Management.							
<b>Nature's Way Co., Ltd.:</b> (SME) No comparable progress data of SBT(s) was publicly found for Nature's Way Co., Ltd.							
<b>Navitas Semiconductor Ltd.:</b> (SME) No comparable progress data of SBT(s) was publicly found for Navitas Semiconductor Ltd.							



\* In some cases, companies reported a single science-based target (SBT) as multiple disaggregated targets or reported multiple SBTs as a single aggregated target in their CDP disclosure. In these cases, the SBTs and CDP progress data are presented in separate rows, with the progress data italicized.

Target completion (% completed)	Current target status	Target timeframe (% elapsed)	Target timeframe Base year to target year (latest data year in brackets)	Target type	Activity unit	Scope(s) Covered	Year target approved
<b>NEC Corporation:</b> NEC Corporation reported progress on all SBTs.							
	55% 30 of a 55% reduction target		31% 2017 to 2030 (2021)	Absolute		Scope 1+2	2021
	92% 30 of a 33% reduction target		31% 2017 to 2030 (2021)	Absolute		Scope 3	2021
<b>Nemak, S.A.B. de C.V.:</b> No comparable progress data of SBT(s) was publicly found for Nemak, S.A.B. de C.V..							
<b>Nestlé:</b> Nestlé reported progress on all SBTs.							
	20% reduction target		2018 to 2025 (2020)	Absolute		Scope 1+2+3	2020
	<i>*53% *11 of a 20% reduction target</i>		<i>*29% *2018 to 2025 (2020)</i>	<i>*Absolute</i>		<i>*Scope 1+2</i>	
	<i>*-18% *-4 of a 20% reduction target</i>		<i>*29% *2018 to 2025 (2020)</i>	<i>*Absolute</i>		<i>*Scope 3<sup>b</sup></i>	
	50% reduction target		2018 to 2030 (2020)	Absolute		Scope 1+2+3	2020
	<i>*21% *11 of a 50% reduction target</i>		<i>*17% *2018 to 2030 (2020)</i>	<i>*Absolute</i>		<i>*Scope 1+2</i>	
	<i>*-7% *-4 of a 50% reduction target</i>		<i>*17% *2018 to 2030 (2020)</i>	<i>*Absolute</i>		<i>*Scope 3<sup>b</sup></i>	
	0% 0 of a 100% renewable electricity procurement target		17% 2019 to 2025 (2020)	Renewable electricity		Scope 2	2020
<b>Network Rail plc:</b> No comparable progress data of SBT(s) was publicly found for Network Rail plc.							
<b>New Zealand Post:</b> No comparable progress data of SBT(s) was publicly found for New Zealand Post.							
<b>Newmont Corporation:</b> Newmont Corporation reported progress for at least one SBT. Information for other SBT(s) could not be publicly found or could not be represented.							
	10% 3 of a 32% reduction target		17% 2018 to 2030 (2020)	Absolute		Scope 1+2	2021
	-6% -2 of a 32% intensity reduction target		17% 2018 to 2030 (2020)	Intensity	per gold ounce equivalent	Scope 1+2	2021
<b>News Corp:</b> News Corp reported progress on all SBTs.							
	49% 29 of a 60% reduction target		29% 2016 to 2030 (2020)	Absolute		Scope 1+2	2020
	-349% -70 of a 20% reduction target		29% 2016 to 2030 (2020)	Absolute		Scope 3	2020
<b>Nexity SA:</b> Nexity SA reported progress for at least one SBT. Information for other SBT(s) could not be publicly found or could not be represented.							
	66% 18 of a 28% reduction target		9% 2019 to 2030 (2020)	Absolute		Scope 1+2	2021



\* In some cases, companies reported a single science-based target (SBT) as multiple disaggregated targets or reported multiple SBTs as a single aggregated target in their CDP disclosure. In these cases, the SBTs and CDP progress data are presented in separate rows, with the progress data italicized.

Target completion (% completed)	Current target status	Target timeframe (% elapsed)	Target timeframe Base year to target year (latest data year in brackets)	Target type	Activity unit	Scope(s) Covered	Year target approved
------------------------------------	-----------------------	---------------------------------	--	-------------	---------------	---------------------	----------------------------





**NH Hotel Group:** NH Hotel Group reported progress for at least one SBT. Information for other SBT(s) could not be publicly found or could not be represented.

	20% reduction target		2018 to 2030 (2020)	Absolute		Scope 1+2+3	2019
	<i>*290% *58 of a 20% reduction target</i>		<i>*17% *2018 to 2030 (2020)</i>	<i>*Absolute</i>		<i>*Scope 3<sup>b</sup></i>	



**NIKE, Inc.:** NIKE, Inc. reported progress for at least one SBT. Information for other SBT(s) could not be publicly found or could not be represented.

	34% 22 of a 65% reduction target		33% 2015 to 2030 (2020)	Absolute		Scope 1+2	2019
---	----------------------------------	---	-------------------------	----------	--	-----------	------

**Nikon Corporation:** Nikon Corporation reported progress on all SBTs.

	36% 26 of a 71% reduction target		41% 2013 to 2030 (2021)	Absolute		Scope 1+2	2021
	181% 56 of a 31% reduction target		41% 2013 to 2030 (2021)	Absolute		Scope 3	2019

**Nippon Sheet Glass, Co., Ltd. (NSG Group):** Nippon Sheet Glass, Co., Ltd. (NSG Group). reported progress on all SBTs.















	70% 15 of a 21% reduction target		17% 2018 to 2030 (2020)	Absolute		Scope 1+2	2019
---	----------------------------------	---	-------------------------	----------	--	-----------	------

**Nippon Weston Co., Ltd.:** (SME) No comparable progress data of SBT(s) was publicly found for Nippon Weston Co.,Ltd.





















**Nippon Yusen Kabushiki Kaisha:** No comparable progress data of SBT(s) was publicly found for Nippon Yusen Kabushiki Kaisha.

**Nissin Electric Co., Ltd.:** No comparable progress data of SBT(s) was publicly found for Nissin Electric Co., Ltd.

















**Nissin Foods Holdings Co., Ltd.:** Nissin Foods Holdings Co., Ltd. reported progress on all SBTs.

	-17% -5 of a 30% reduction target		25% 2018 to 2030 (2021)	Absolute		Scope 1+2	2020
	15% reduction target		2018 to 2030 (2021)	Absolute		Scope 3	2020
	<i>*1% *0 of a 15% reduction target</i>		<i>*25% *2018 to 2030 (2021)</i>	<i>*Absolute</i>		<i>*Scope 3<sup>1</sup></i>	
	<i>*38% *6 of a 15% reduction target</i>		<i>*25% *2018 to 2030 (2021)</i>	<i>*Absolute</i>		<i>*Scope 3<sup>4</sup></i>	
	<i>*-80% *-12 of a 15% reduction target</i>		<i>*25% *2018 to 2030 (2021)</i>	<i>*Absolute</i>		<i>*Scope 3<sup>6</sup></i>	
	<i>*-80% *-12 of a 15% reduction target</i>		<i>*25% *2018 to 2030 (2021)</i>	<i>*Absolute</i>		<i>*Scope 3<sup>7</sup></i>	
	<i>*-39% *-6 of a 15% reduction target</i>		<i>*25% *2018 to 2030 (2021)</i>	<i>*Absolute</i>		<i>*Scope 3<sup>9</sup></i>	
	<i>*-226% *-34 of a 15% reduction target</i>		<i>*25% *2018 to 2030 (2021)</i>	<i>*Absolute</i>		<i>*Scope 3<sup>12</sup></i>	


























\* In some cases, companies reported a single science-based target (SBT) as multiple disaggregated targets or reported multiple SBTs as a single aggregated target in their CDP disclosure. In these cases, the SBTs and CDP progress data are presented in separate rows, with the progress data italicized.

Target completion (% completed)	Current target status	Target timeframe (% elapsed)	Target timeframe Base year to target year (latest data year in brackets)	Target type	Activity unit	Scope(s) Covered	Year target approved
<b>Nobia AB:</b> Nobia AB reported progress for at least one SBT. Information for other SBT(s) could not be publicly found or could not be represented.							
	99% 72 of a 72% reduction target		40% 2016 to 2026 (2020)	Absolute		Scope 1+2	2020
<b>Nokia Group:</b> No comparable progress data of SBT(s) was publicly found for Nokia Group.							
<b>Nokian Tyres plc:</b> No comparable progress data of SBT(s) was publicly found for Nokian Tyres plc.							
<b>Nomura Real Estate Holdings, Inc.:</b> Nomura Real Estate Holdings, Inc. reported progress on all SBTs.							
	35% 12 of a 35% reduction target		9% 2019 to 2030 (2020)	Absolute		Scope 1+2	2020
	170% 59 of a 35% reduction target		9% 2019 to 2030 (2020)	Absolute		Scope 3	2020
<b>Nomura Research Institute, Ltd.:</b> Nomura Research Institute, Ltd. reported progress for at least one SBT. Information for other SBT(s) could not be publicly found or could not be represented.							
	67% 49 of a 72% reduction target		47% 2013 to 2030 (2021)	Absolute		Scope 1+2	2021
	44% 30 of a 70% supplier engagement target		80% 2013 to 2023 (2021)	Supplier engagement		Scope 3	2018
<b>Norfolk Southern Corporation:</b> Norfolk Southern Corporation reported progress on all SBTs.							
	17% 7 of a 42% intensity reduction target		7% 2019 to 2034 (2020)	Intensity	per million gross ton-miles (MGTM)	Scope 1+2	2021
<b>Novartis:</b> No comparable progress data of SBT(s) was publicly found for Novartis.							
<b>Novo Nordisk A/S:</b> Novo Nordisk A/S reported progress for at least one SBT. Information for other SBT(s) could not be publicly found or could not be represented.							
	47% 47 of a 100% reduction target		17% 2018 to 2030 (2020)	Absolute		Scope 1+2	2018
<b>Novozymes A/S:</b> Novozymes A/S reported progress on all SBTs.							
	93% 46 of a 50% reduction target		17% 2018 to 2030 (2020)	Absolute		Scope 1+2	2019
	51% 51 of a 100% renewable electricity procurement target		17% 2018 to 2030 (2020)	Renewable electricity		Scope 2	2019
	36% 5 of a 15% reduction target		17% 2018 to 2030 (2020)	Absolute		Scope 3	2019

\* In some cases, companies reported a single science-based target (SBT) as multiple disaggregated targets or reported multiple SBTs as a single aggregated target in their CDP disclosure. In these cases, the SBTs and CDP progress data are presented in separate rows, with the progress data italicized.

Target completion (% completed)	Current target status	Target timeframe (% elapsed)	Target timeframe Base year to target year (latest data year in brackets)	Target type	Activity unit	Scope(s) Covered	Year target approved
<b>NRG Energy Inc.:</b> NRG Energy Inc reported progress for at least one SBT. Information for other SBT(s) could not be publicly found or could not be represented.							
	112%	56 of a 50% reduction target	 55%	2014 to 2025 (2020)	Absolute	Scope 1+2	2021
<b>NTT DATA Corporation:</b> NTT DATA Corporation reported progress on all SBTs.							
	52%	31 of a 60% reduction target	 36%	2016 to 2030 (2021)	Absolute	Scope 1+2	2020
	51%	28 of a 55% reduction target	 36%	2016 to 2030 (2021)	Absolute	Scope 3	2020
<b>NTT Docomo Inc.:</b> No comparable progress data of SBT(s) was publicly found for NTT Docomo Inc..							
<b>NTT Group:</b> NTT Group reported progress on all SBTs.							
	8%	2 of a 30% reduction target	 17%	2018 to 2030 (2020)	Absolute	Scope 1+2	2020
	25%	4 of a 15% reduction target	 17%	2018 to 2030 (2020)	Absolute	Scope 3	2020
<b>Nutreco:</b> No comparable progress data of SBT(s) was publicly found for Nutreco.							
<b>Nyskördade Morötter i Fjälkinge AB:</b> (SME) No comparable progress data of SBT(s) was publicly found for Nyskördade Morötter i Fjälkinge AB.							
<b>O-I Glass:</b> No comparable progress data of SBT(s) was publicly found for O-I Glass.							
<b>Oesse srl:</b> (SME) No comparable progress data of SBT(s) was publicly found for Oesse srl.							
<b>Ohkawa Printing Co., Ltd.:</b> (SME) No comparable progress data of SBT(s) was publicly found for Ohkawa Printing Co., Ltd.							
<b>Olam:</b> Olam reported progress for at least one SBT. Information for other SBT(s) could not be publicly found or could not be represented.							
	-152%	-76 of a 50% reduction target	 23%	2017 to 2030 (2020)	Absolute	Scope 1+2	2019
<b>Olive Apparel (Cambodia) Co., Ltd.:</b> No comparable progress data of SBT(s) was publicly found for Olive Apparel (Cambodia) Co., Ltd.							
<b>On Running:</b> No comparable progress data of SBT(s) was publicly found for On Running.							
<b>ONO PHARMACEUTICAL CO., LTD.:</b> ONO PHARMACEUTICAL CO., LTD. reported progress on all SBTs.							
	23%	13 of a 55% reduction target	 31%	2017 to 2030 (2021)	Absolute	Scope 1+2	2020
	13%	13 of a 100% reduction target	 12%	2017 to 2050 (2021)	Absolute	Scope 1+2	2020

\* In some cases, companies reported a single science-based target (SBT) as multiple disaggregated targets or reported multiple SBTs as a single aggregated target in their CDP disclosure. In these cases, the SBTs and CDP progress data are presented in separate rows, with the progress data italicized.

Target completion (% completed)	Current target status	Target timeframe (% elapsed)	Target timeframe Base year to target year (latest data year in brackets)	Target type	Activity unit	Scope(s) Covered	Year target approved
	118% 35 of a 30% reduction target		31% 2017 to 2030 (2021)	Absolute		Scope 3	2020
	59% 35 of a 60% reduction target		12% 2017 to 2050 (2021)	Absolute		Scope 3	2020
<b>Open Farm Inc.:</b> (SME) No comparable progress data of SBT(s) was publicly found for Open Farm Inc.							
<b>Optimised Energy:</b> (SME) No comparable progress data of SBT(s) was publicly found for Optimised Energy.							
<b>ORANGE:</b> ORANGE reported progress on all SBTs.							
	29% 9 of a 30% reduction target		29% 2018 to 2025 (2020)	Absolute		Scope 1+2	2021
	0% 0 of a 14% reduction target		29% 2018 to 2025 (2020)	Absolute		Scope 3	2021
<b>Oriflame Cosmetics:</b> Oriflame Cosmetics reported progress for at least one SBT. Information for other SBT(s) could not be publicly found or could not be represented.							
	52% 26 of a 50% reduction target		9% 2019 to 2030 (2020)	Absolute		Scope 1+2	2021
<b>Origin Energy:</b> Origin Energy reported progress on all SBTs.							
	5% 2 of a 50% reduction target		20% 2017 to 2032 (2020)	Absolute		Scope 1+2	2018
	95% 24 of a 25% reduction target		20% 2017 to 2032 (2020)	Absolute		Scope 3	2018
<b>Orkla ASA:</b> Orkla ASA reported progress on all SBTs.							
	92% 58 of a 63% reduction target		55% 2014 to 2025 (2020)	Absolute		Scope 1+2	2018
	75% 58 of a 77% reduction target		23% 2014 to 2040 (2020)	Absolute		Scope 1+2	2018
	9% 3 of a 29% reduction target		55% 2014 to 2025 (2020)	Absolute		Scope 3	2018
	4% 3 of a 75% reduction target		23% 2014 to 2040 (2020)	Absolute		Scope 3	2018
<b>Ørsted:</b> Ørsted reported progress for at least one SBT. Information for other SBT(s) could not be publicly found or could not be represented.							
	26% 13 of a 50% reduction target		14% 2018 to 2032 (2020)	Absolute		Scope 3	2019
<b>Österreichische Post AG:</b> Österreichische Post AG reported progress on all SBTs.							
	-168% -24 of a 14% reduction target		58% 2013 to 2025 (2020)	Absolute		Scope 1+2+3	2017

\* In some cases, companies reported a single science-based target (SBT) as multiple disaggregated targets or reported multiple SBTs as a single aggregated target in their CDP disclosure. In these cases, the SBTs and CDP progress data are presented in separate rows, with the progress data italicized.





Target completion (% completed)	Current target status	Target timeframe (% elapsed)	Target timeframe Base year to target year (latest data year in brackets)	Target type	Activity unit	Scope(s) Covered	Year target approved
------------------------------------	-----------------------	---------------------------------	--	-------------	---------------	---------------------	----------------------------


**OSW Corporation:** (SME) No comparable progress data of SBT(s) was publicly found for OSW Corporation.



**Otsuka Pharmaceutical Co., Ltd.:** No comparable progress data of SBT(s) was publicly found for Otsuka Pharmaceutical Co., Ltd.

**Outokumpu Oyj:** Outokumpu Oyj reported progress on all SBTs.



	84%	17 of a 20% intensity reduction target		57%	2016 to 2023 (2020)	Intensity	per ton of stainless steel	Scope 1+2+3	2019
---	-----	--	---	-----	---------------------	-----------	----------------------------	-------------	------

**Owens Corning:** Owens Corning reported progress on all SBTs.

	28%	14 of a 50% reduction target		17%	2018 to 2030 (2020)	Absolute		Scope 1+2	2019
---	-----	------------------------------	---	-----	---------------------	----------	--	-----------	------


	38%	12 of a 30% reduction target		17%	2018 to 2030 (2020)	Absolute		Scope 3	2019
---	-----	------------------------------	---	-----	---------------------	----------	--	---------	------



**PACCAR Inc.:** PACCAR Inc reported progress for at least one SBT. Information for other SBT(s) could not be publicly found or could not be represented.


	35%	12 of a 35% reduction target		17%	2018 to 2030 (2020)	Absolute		Scope 1+2	2021
---	-----	------------------------------	---	-----	---------------------	----------	--	-----------	------

**Pal International:** (SME) No comparable progress data of SBT(s) was publicly found for Pal International.

**Panasonic Corporation:** Panasonic Corporation reported progress on all SBTs.



	37%	37 of a 100% reduction target		19%	2013 to 2050 (2021)	Absolute		Scope 1+2	2017
---	-----	-------------------------------	---	-----	---------------------	----------	--	-----------	------

	125%	37 of a 30% reduction target		41%	2013 to 2030 (2021)	Absolute		Scope 1+2	2017
---	------	------------------------------	---	-----	---------------------	----------	--	-----------	------



	11%	3 of a 30% reduction target		41%	2013 to 2030 (2021)	Absolute		Scope 3	2017
---	-----	-----------------------------	---	-----	---------------------	----------	--	---------	------



**Pattern S.P.A.:** (SME) No comparable progress data of SBT(s) was publicly found for Pattern S.P.A.



**Paulig Group:** Paulig Group reported progress for at least one SBT. Information for other SBT(s) could not be publicly found or could not be represented.

	23%	18 of a 80% reduction target		17%	2018 to 2030 (2020)	Absolute		Scope 1+2	2020
---	-----	------------------------------	---	-----	---------------------	----------	--	-----------	------

**PayPal:** PayPal reported progress on all SBTs.

	211%	53 of a 25% reduction target		17%	2019 to 2025 (2020)	Absolute		Scope 1+2	2020
---	------	------------------------------	---	-----	---------------------	----------	--	-----------	------

	240%	60 of a 25% reduction target		17%	2019 to 2025 (2020)	Absolute		Scope 3	2020
---	------	------------------------------	---	-----	---------------------	----------	--	---------	------



	0%	0 of a 75% supplier engagement target		17%	2019 to 2025 (2020)	Supplier engagement		Scope 3	2020
---	----	---------------------------------------	---	-----	---------------------	---------------------	--	---------	------

\* In some cases, companies reported a single science-based target (SBT) as multiple disaggregated targets or reported multiple SBTs as a single aggregated target in their CDP disclosure. In these cases, the SBTs and CDP progress data are presented in separate rows, with the progress data italicized.





Target completion (% completed)	Current target status	Target timeframe (% elapsed)	Target timeframe Base year to target year (latest data year in brackets)	Target type	Activity unit	Scope(s) Covered	Year target approved
------------------------------------	-----------------------	---------------------------------	--	-------------	---------------	---------------------	----------------------------

**Peak Design:** (SME) No comparable progress data of SBT(s) was publicly found for Peak Design.

**Pearson PLC:** Pearson PLC reported progress on all SBTs.

	50% reduction target		2018 to 2030 (2020)	Absolute		Scope 1+2	2020
	50% reduction target		2018 to 2030 (2020)	Absolute		Scope 3	2020
	<i>*85%</i>	<i>*42 of a 50% reduction target</i>		<i>*17%</i>	<i>*2018 to 2030 (2020)</i>	<i>*Absolute</i>	<i>*Scope 1+2+3<sup>b</sup></i>

**PepsiCo, Inc.:** PepsiCo, Inc. reported progress on all SBTs.





	31%	23 of a 75% reduction target		33%	2015 to 2030 (2020)	Absolute	Scope 1+2	2020
	8%	3 of a 40% reduction target		33%	2015 to 2030 (2020)	Absolute	Scope 3	2020

**Pernod Ricard:** Pernod Ricard reported progress on all SBTs.

	13%	4 of a 30% reduction target		17%	2018 to 2030 (2020)	Absolute	Scope 1+2	2019	
	-4%	-4 of a 100% renewable electricity procurement target		17%	2018 to 2025 (2020)	Renewable electricity	Scope 2	2019	
	-26%	-13 of a 50% intensity reduction target		17%	2018 to 2030 (2020)	Intensity	per unit of value added	Scope 3	2019

**Pfizer Inc.:** No comparable progress data of SBT(s) was publicly found for Pfizer Inc.

**Philip Morris International:** Philip Morris International reported progress on all SBTs.

	51%	26 of a 50% reduction target		9%	2019 to 2030 (2020)	Absolute	Scope 1+2	2020
	33%	17 of a 50% reduction target		9%	2019 to 2030 (2020)	Absolute	Scope 3	2020

**Pilgrim's Pride Ltd.:** No comparable progress data of SBT(s) was publicly found for Pilgrim's Pride Ltd..

**Pine Tree Company For Textile Manufacturing PSC:** No comparable progress data of SBT(s) was publicly found for Pine Tree Company For Textile Manufacturing PSC.

\* In some cases, companies reported a single science-based target (SBT) as multiple disaggregated targets or reported multiple SBTs as a single aggregated target in their CDP disclosure. In these cases, the SBTs and CDP progress data are presented in separate rows, with the progress data italicized.

Target completion (% completed)	Current target status	Target timeframe (% elapsed)	Target timeframe Base year to target year (latest data year in brackets)	Target type	Activity unit	Scope(s) Covered	Year target approved
------------------------------------	-----------------------	---------------------------------	--	-------------	---------------	---------------------	----------------------------

**Pinsent Masons LLP:** Pinsent Masons LLP reported progress on all SBTs.

	50% reduction target		2019 to 2030 (2021)	Absolute		Scope 1+2+3	2021
	<i>*44%</i> <i>*22 of a 50% reduction target</i>		<i>*18%</i> <i>*2019 to 2030 (2021)</i>	<i>*Absolute</i>		<i>*Scope 1</i>	
	<i>*70%</i> <i>*36 of a 50% reduction target</i>		<i>*18%</i> <i>*2019 to 2030 (2021)</i>	<i>*Absolute</i>		<i>*Scope 2</i>	
	<i>*104%</i> <i>*52 of a 50% reduction target</i>		<i>*18%</i> <i>*2019 to 2030 (2021)</i>	<i>*Absolute</i>		<i>*Scope 3<sup>1</sup></i>	
	<i>*100%</i> <i>*50 of a 50% reduction target</i>		<i>*18%</i> <i>*2019 to 2030 (2021)</i>	<i>*Absolute</i>		<i>*Scope 3<sup>2</sup></i>	
	<i>*192%</i> <i>*96 of a 50% reduction target</i>		<i>*18%</i> <i>*2019 to 2030 (2021)</i>	<i>*Absolute</i>		<i>*Scope 3<sup>6</sup></i>	
	<i>*157%</i> <i>*78 of a 50% reduction target</i>		<i>*18%</i> <i>*2019 to 2030 (2021)</i>	<i>*Absolute</i>		<i>*Scope 3<sup>7</sup></i>	
	<i>*78%</i> <i>*39 of a 50% reduction target</i>		<i>*18%</i> <i>*2019 to 2030 (2021)</i>	<i>*Absolute</i>		<i>*Scope 3<sup>13</sup></i>	
	20% 20 of a 100% renewable electricity procurement target		18% 2019 to 2030 (2021)	Renewable electricity		Scope 2	2021

**Pirelli & C. S.p.A:** Pirelli & C. S.p.A reported progress on all SBTs.

	124% 31 of a 25% reduction target		50% 2015 to 2025 (2020)	Absolute		Scope 1+2	2020
	255% 23 of a 9% reduction target		29% 2018 to 2025 (2020)	Absolute		Scope 3	2020

**Plastigaur:** (SME) No comparable progress data of SBT(s) was publicly found for Plastigaur.

**PNZ-Produkte GmbH:** (SME) No comparable progress data of SBT(s) was publicly found for PNZ-Produkte GmbH.

**Polygenta Technologies Limited:** (SME) No comparable progress data of SBT(s) was publicly found for Polygenta Technologies Limited.

**Port International GmbH:** (SME) No comparable progress data of SBT(s) was publicly found for Port International GmbH.

**Port of Newcastle:** (SME) No comparable progress data of SBT(s) was publicly found for Port of Newcastle.

**Ports of Auckland Limited:** No comparable progress data of SBT(s) was publicly found for Ports of Auckland Limited.

**PostNL:** PostNL reported progress for at least one SBT. Information for other SBT(s) could not be publicly found or could not be represented.

	18% 3 of an 18% reduction target		23% 2017 to 2030 (2020)	Absolute		Scope 1+2+3	2019
--	----------------------------------	--	-------------------------	----------	--	-------------	------



**PostNord AB:** PostNord AB reported progress on all SBTs.

	100% 40 of a 40% reduction target		100% 2009 to 2020 (2020)	Absolute		Scope 1+2+3	2016
--	-----------------------------------	--	--------------------------	----------	--	-------------	------

\* In some cases, companies reported a single science-based target (SBT) as multiple disaggregated targets or reported multiple SBTs as a single aggregated target in their CDP disclosure. In these cases, the SBTs and CDP progress data are presented in separate rows, with the progress data italicized.

Target completion (% completed)	Current target status	Target timeframe (% elapsed)	Target timeframe Base year to target year (latest data year in brackets)	Target type	Activity unit	Scope(s) Covered	Year target approved
------------------------------------	-----------------------	---------------------------------	--	-------------	---------------	---------------------	----------------------------

**Procter & Gamble Company:** Procter & Gamble Company reported progress for at least one SBT. Information for other SBT(s) could not be publicly found or could not be represented.







	103%	52 of a 50% reduction target		50%	2010 to 2030 (2020)	Absolute	Scope 1+2	2017
---	------	------------------------------	---	-----	---------------------	----------	-----------	------

**Product Cia de Importaciones Asiaticas, S.L.:** (SME) No comparable progress data of SBT(s) was publicly found for Product Cia de Importaciones Asiaticas, S.L..

**Prologis:** Prologis reported progress on all SBTs.





	-190%	-40 of a 21% reduction target		44%	2016 to 2025 (2020)	Absolute	Scope 1+2	2018
	-71%	-40 of a 56% reduction target		17%	2016 to 2040 (2020)	Absolute	Scope 1+2	2018
	247%	37 of a 15% reduction target		44%	2016 to 2025 (2020)	Absolute	Scope 3	2018
	92%	37 of a 40% reduction target		17%	2016 to 2040 (2020)	Absolute	Scope 3	2018

**Proximus:** Proximus reported progress on all SBTs.


	333%	100 of a 30% reduction target		50%	2015 to 2025 (2020)	Absolute	Scope 1+2	2016
	157%	16 of a 10% reduction target		55%	2014 to 2025 (2020)	Absolute	Scope 3	2016
	31%	16 of a 50% reduction target		23%	2014 to 2040 (2020)	Absolute	Scope 3	2016

**PSA Automobiles SA:** No comparable progress data of SBT(s) was publicly found for PSA Automobiles SA.

**Publicis Groupe:** Publicis Groupe reported progress on all SBTs.





	28%	13 of a 47% reduction target		9%	2019 to 2030 (2020)	Absolute	Scope 1+2	2021
	313%	44 of a 14% reduction target		9%	2019 to 2030 (2020)	Absolute	Scope 3	2021

**Puig S.L.:** Puig S.L. reported progress for at least one SBT. Information for other SBT(s) could not be publicly found or could not be represented.

	52%	26 of a 50% reduction target		9%	2019 to 2030 (2020)	Absolute	Scope 1+2	2021
---	-----	------------------------------	---	----	---------------------	----------	-----------	------

**Pukka Herbs:** No comparable progress data of SBT(s) was publicly found for Pukka Herbs.























**PUMA SE:** PUMA SE reported progress on all SBTs.

	254%	89 of a 35% reduction target		23%	2017 to 2030 (2020)	Absolute	Scope 1+2	2019	
	33%	20 of a 60% intensity reduction target		23%	2017 to 2030 (2020)	Intensity	per million Euro sales	Scope 3	2019

\* In some cases, companies reported a single science-based target (SBT) as multiple disaggregated targets or reported multiple SBTs as a single aggregated target in their CDP disclosure. In these cases, the SBTs and CDP progress data are presented in separate rows, with the progress data italicized.

Target completion (% completed)	Current target status	Target timeframe (% elapsed)	Target timeframe Base year to target year (latest data year in brackets)	Target type	Activity unit	Scope(s) Covered	Year target approved		
<b>PVH Corp.:</b> PVH Corp. reported progress on all SBTs.									
	46%	14 of a 30% reduction target		23%	2017 to 2030 (2020)	Absolute	Scope 1+2+3	2020	
	27%	27 of a 100% renewable electricity procurement target		17%	2018 to 2030 (2020)	Renewable electricity	Scope 2	2020	
<b>Radio Flyer Inc.:</b> Radio Flyer Inc. reported progress on all SBTs.									
	161%	52 of a 32% reduction target		23%	2017 to 2030 (2020)	Absolute	Scope 1+2	2020	
	5%	1 of a 28% intensity reduction target		23%	2017 to 2030 (2020)	Intensity	per pound of product sold	Scope 3	2020
<b>Ralph Lauren Corporation:</b> Ralph Lauren Corporation reported progress on all SBTs.									
	112%	34 of a 30% reduction target		10%	2020 to 2030 (2021)	Absolute	Scope 1+2+3	2020	
	4%	4 of a 100% renewable electricity procurement target		20%	2020 to 2025 (2021)	Renewable electricity	Scope 2	2020	
<b>Ramatex:</b> No comparable progress data of SBT(s) was publicly found for Ramatex.									
<b>Re:CS Co.,Ltd.:</b> (SME) No comparable progress data of SBT(s) was publicly found for Re:CS Co.,Ltd.									
<b>Reckitt Benckiser Group plc:</b> Reckitt Benckiser Group plc reported progress on all SBTs.									
	59%	38 of a 65% reduction target		33%	2015 to 2030 (2020)	Absolute	Scope 1+2	2020	
	60%	60 of a 100% renewable electricity procurement target		33%	2015 to 2030 (2020)	Renewable electricity	Scope 2	2020	
	-81%	-41 of a 50% reduction target		33%	2015 to 2030 (2020)	Absolute	Scope 3	2020	
<b>RECYCLE inn KYOTO:</b> (SME) No comparable progress data of SBT(s) was publicly found for RECYCLE inn KYOTO.									
<b>Red Electrica de España:</b> Red Electrica de España reported progress on all SBTs.									
	111%	44 of a 40% intensity reduction target		33%	2015 to 2030 (2020)	Intensity	per MWh transported	Scope 1+2	2018
<b>Refinitiv:</b> No comparable progress data of SBT(s) was publicly found for Refinitiv.									
<b>REMATEC Holdings Corporation:</b> (SME) No comparable progress data of SBT(s) was publicly found for REMATEC Holdings Corporation.									

\* In some cases, companies reported a single science-based target (SBT) as multiple disaggregated targets or reported multiple SBTs as a single aggregated target in their CDP disclosure. In these cases, the SBTs and CDP progress data are presented in separate rows, with the progress data italicized.

Target completion (% completed)	Current target status	Target timeframe (% elapsed)	Target timeframe Base year to target year (latest data year in brackets)	Target type	Activity unit	Scope(s) Covered	Year target approved
<b>Republic Services:</b> Republic Services reported progress on all SBTs.							
	7%	2 of a 35% reduction target		23%	2017 to 2030 (2020)	Absolute	Scope 1+2 2019
<b>Restaurant Brands International Inc.:</b> No comparable progress data of SBT(s) was publicly found for Restaurant Brands International Inc.							
<b>Revenga Smart Solution:</b> (SME) No comparable progress data of SBT(s) was publicly found for Revenga Smart Solution.							
<b>Rexel:</b> Rexel reported progress on all SBTs.							
	73%	25 of a 35% reduction target		29%	2016 to 2030 (2020)	Absolute	Scope 1+2 2019
	22%	10 of a 45% intensity reduction target		29%	2016 to 2030 (2020)	Intensity per € of sales	Scope 3 2019
<b>Reynders Etiketten N.V.:</b> (SME) Reynders Etiketten N.V. reported progress on all SBTs.							
	-7%	-2 of a 30% reduction target		17%	2018 to 2030 (2020)	Absolute	Scope 1+2 2021
<b>Ricoh Co., Ltd.:</b> Ricoh Co., Ltd. reported progress on all SBTs.							
	58%	36 of a 63% reduction target		40%	2015 to 2030 (2021)	Absolute	Scope 1+2 2020
	158%	32 of a 20% reduction target		40%	2015 to 2030 (2021)	Absolute	Scope 3 2020
<b>Riverside Natural Foods Ltd.:</b> (SME) No comparable progress data of SBT(s) was publicly found for Riverside Natural Foods Ltd.							
<b>Robert Bosch GmbH:</b> Robert Bosch GmbH reported progress on all SBTs.							
	84%	71 of an 85% reduction target		17%	2018 to 2030 (2020)	Absolute	Scope 1+2 2019
	80%	80 of a 100% renewable electricity procurement target		17%	2018 to 2030 (2020)	Renewable electricity	Scope 2 2019
	106%	16 of a 15% reduction target		17%	2018 to 2030 (2020)	Absolute	Scope 3 2019
<b>Rockwool Group:</b> Rockwool Group reported progress on all SBTs.							
	25%	10 of a 38% reduction target		7%	2019 to 2034 (2020)	Absolute	Scope 1+2 2020
	55%	11 of a 20% reduction target		7%	2019 to 2034 (2020)	Absolute	Scope 3 2020
<b>Ronald Lu &amp; Partners:</b> No comparable progress data of SBT(s) was publicly found for Ronald Lu & Partners.							

\* In some cases, companies reported a single science-based target (SBT) as multiple disaggregated targets or reported multiple SBTs as a single aggregated target in their CDP disclosure. In these cases, the SBTs and CDP progress data are presented in separate rows, with the progress data italicized.

Target completion (% completed)	Current target status	Target timeframe (% elapsed)	Target timeframe Base year to target year (latest data year in brackets)	Target type	Activity unit	Scope(s) Covered	Year target approved
------------------------------------	-----------------------	---------------------------------	--	-------------	---------------	---------------------	----------------------------

**Royal BAM Group:** Royal BAM Group reported progress for at least one SBT. Information for other SBT(s) could not be publicly found or could not be represented.

	68%	34 of a 50% intensity reduction target		33%	2015 to 2030 (2020)	Intensity	per million euro revenue	Scope 1+2	2021
	61%	61 of a 100% renewable electricity procurement target		33%	2015 to 2030 (2020)	Renewable electricity		Scope 2	2021

**Royal DSM:** Royal DSM reported progress for at least one SBT. Information for other SBT(s) could not be publicly found or could not be represented.

	20%	6 of a 28% intensity reduction target		29%	2016 to 2030 (2020)	Intensity	per ton of sold product	Scope 3	2019
--	-----	---------------------------------------	--	-----	---------------------	-----------	-------------------------	---------	------

**Royal Philips:** Royal Philips reported progress on all SBTs.

	101%	76 of a 75% reduction target		50%	2015 to 2025 (2020)	Absolute		Scope 1+2	2018
	84%	76 of a 90% reduction target		20%	2015 to 2040 (2020)	Absolute		Scope 1+2	2018
	92%	4 of a 4% reduction target		38%	2017 to 2025 (2020)	Absolute		Scope 3	2018
	34%	4 of an 11% reduction target		13%	2017 to 2040 (2020)	Absolute		Scope 3	2018

**RTS Transport Service GmbH:** (SME) No comparable progress data of SBT(s) was publicly found for RTS Transport Service GmbH.

**RWE AG:** RWE AG reported progress on all SBTs.

	32%	16 of a 50% intensity reduction target		9%	2019 to 2030 (2020)	Intensity	per MWh	Scope 1+2	2020
	51%	15 of a 30% reduction target		9%	2019 to 2030 (2020)	Absolute		Scope 3	2020

**S&P Global:** S&P Global reported progress on all SBTs.

	153%	38 of a 25% reduction target		17%	2019 to 2025 (2020)	Absolute		Scope 1+2	2021
	317%	79 of a 25% reduction target		17%	2019 to 2025 (2020)	Absolute		Scope 3	2021
	-52%	-42 of an 81% supplier engagement target		17%	2019 to 2025 (2020)	Supplier engagement		Scope 3	2021





**Sabar Participaoes:** (SME) No comparable progress data of SBT(s) was publicly found for Sabar Participaoes.

**Safaricom Limited:** No comparable progress data of SBT(s) was publicly found for Safaricom Limited.

\* In some cases, companies reported a single science-based target (SBT) as multiple disaggregated targets or reported multiple SBTs as a single aggregated target in their CDP disclosure. In these cases, the SBTs and CDP progress data are presented in separate rows, with the progress data italicized.





Target completion (% completed)	Current target status	Target timeframe (% elapsed)	Target timeframe Base year to target year (latest data year in brackets)	Target type	Activity unit	Scope(s) Covered	Year target approved
------------------------------------	-----------------------	---------------------------------	--	-------------	---------------	---------------------	----------------------------

**SAINT-GOBAIN:** SAINT-GOBAIN reported progress on all SBTs.

	67%	22 of a 33% reduction target		23%	2017 to 2030 (2020)	Absolute	Scope 1+2	2020
	0%	0 of a 16% reduction target		23%	2017 to 2030 (2020)	Absolute	Scope 3	2020





**Sakakibara Industry Co., Ltd.:** (SME) No comparable progress data of SBT(s) was publicly found for Sakakibara Industry Co., Ltd.

**Salesforce.com, Inc.:** Salesforce.com, Inc. reported progress for at least one SBT. Information for other SBT(s) could not be publicly found or could not be represented.



	96%	48 of a 50% reduction target		17%	2018 to 2030 (2020)	Absolute	Scope 1+2	2019
	-3%	-2 of a 50% reduction target		17%	2018 to 2030 (2020)	Absolute	Scope 3	2019

**Salvatore Ferragamo Group:** No comparable progress data of SBT(s) was publicly found for Salvatore Ferragamo Group.



**SANOFI:** SANOFI reported progress on all SBTs.

	27%	15 of a 55% reduction target		9%	2019 to 2030 (2020)	Absolute	Scope 1+2	2020
	66%	9 of a 14% reduction target		9%	2019 to 2030 (2020)	Absolute	Scope 3	2020

**Santen Pharmaceutical Co., Ltd.:** Santen Pharmaceutical Co., Ltd reported progress for at least one SBT. Information for other SBT(s) could not be publicly found or could not be represented.





	8%	4 of a 50% reduction target		18%	2019 to 2030 (2021)	Absolute	Scope 1+2	2021
---	----	-----------------------------	---	-----	---------------------	----------	-----------	------

**SAP SE:** SAP SE reported progress for at least one SBT. Information for other SBT(s) could not be publicly found or could not be represented.

	62%	25 of a 40% reduction target		44%	2016 to 2025 (2020)	Absolute	Scope 1+2+3	2019
--	-----	------------------------------	--	-----	---------------------	----------	-------------	------





**SAS Institute:** No comparable progress data of SBT(s) was publicly found for SAS Institute.

**SCANIA CV:** SCANIA CV reported progress on all SBTs.

	86%	43 of a 50% reduction target		50%	2015 to 2025 (2020)	Absolute	Scope 1+2	2020
	20%	4 of a 20% reduction target		50%	2015 to 2025 (2020)	Intensity	per vehicle-km	2020



























**Scapa Inter AB:** No comparable progress data of SBT(s) was publicly found for Scapa Inter AB.

**Schneider Electric:** Schneider Electric reported progress for at least one SBT. Information for other SBT(s) could not be publicly found or could not be represented.

	59%	59 of a 100% reduction target		23%	2017 to 2030 (2020)	Absolute	Scope 1+2	2019
	7%	3 of a 35% reduction target		23%	2017 to 2030 (2020)	Absolute	Scope 3	2019

\* In some cases, companies reported a single science-based target (SBT) as multiple disaggregated targets or reported multiple SBTs as a single aggregated target in their CDP disclosure. In these cases, the SBTs and CDP progress data are presented in separate rows, with the progress data italicized.



Target completion (% completed)	Current target status	Target timeframe (% elapsed)	Target timeframe Base year to target year (latest data year in brackets)	Target type	Activity unit	Scope(s) Covered	Year target approved		
<b>Schreiber Foods:</b> Schreiber Foods reported progress on all SBTs.									
	18%	5 of a 27% reduction target		23%	2017 to 2030 (2020)	Absolute	Scope 1+2	2019	
	60%	18 of a 30% intensity reduction target		23%	2017 to 2030 (2020)	Intensity	per metric tonne of production	Scope 3	2019
<b>Schüco International KG:</b> No comparable progress data of SBT(s) was publicly found for Schüco International KG.									
<b>Scottish Hydro Electric Transmission Plc:</b> Scottish Hydro Electric Transmission Plc reported progress for at least one SBT. Information for other SBT(s) could not be publicly found or could not be represented.									
	11%	5 of a 46% reduction target		18%	2019 to 2030 (2021)	Absolute	Scope 1+2	2020	
	12%	6 of a 50% reduction target		18%	2019 to 2030 (2021)	Intensity	per gCO2e from losses/kWh	Scope 3	2020
<b>SCREEN Holdings Co., Ltd.:</b> SCREEN Holdings Co., Ltd. reported progress on all SBTs.									
	-1%	0 of a 30% reduction target		25%	2018 to 2030 (2021)	Absolute	Scope 1+2	2020	
	74%	15 of a 20% reduction target		25%	2018 to 2030 (2021)	Absolute	Scope 3	2020	
<b>SCSK Corporation:</b> SCSK Corporation reported progress for at least one SBT. Information for other SBT(s) could not be publicly found or could not be represented.									
	-26%	-12 of a 47% reduction target		18%	2020 to 2031 (2021)	Absolute	Scope 1+2	2021	
<b>Seagate Technology:</b> Seagate Technology reported progress on all SBTs.									
	-26%	-5 of a 20% reduction target		38%	2017 to 2025 (2020)	Absolute	Scope 1+2	2019	
	-9%	-5 of a 60% reduction target		13%	2017 to 2040 (2020)	Absolute	Scope 1+2	2019	
	-25%	-5 of a 20% reduction target		38%	2017 to 2025 (2020)	Absolute	Scope 3	2019	
	-8%	-5 of a 60% reduction target		13%	2017 to 2040 (2020)	Absolute	Scope 3	2019	
<b>Sealed Air Corp.:</b> Sealed Air Corp. reported progress on all SBTs.									
	-5%	-2 of a 46% reduction target		9%	2019 to 2030 (2020)	Absolute	Scope 1+2	2021	
	34%	5 of a 15% reduction target		9%	2019 to 2030 (2020)	Absolute	Scope 3	2021	





\* In some cases, companies reported a single science-based target (SBT) as multiple disaggregated targets or reported multiple SBTs as a single aggregated target in their CDP disclosure. In these cases, the SBTs and CDP progress data are presented in separate rows, with the progress data italicized.

Target completion (% completed)	Current target status	Target timeframe (% elapsed)	Target timeframe Base year to target year (latest data year in brackets)	Target type	Activity unit	Scope(s) Covered	Year target approved
------------------------------------	-----------------------	---------------------------------	--	-------------	---------------	---------------------	----------------------------



**SECOM Co., Ltd.:** SECOM Co., Ltd. reported progress on all SBTs.

	9% 4 of a 45% reduction target		25% 2018 to 2030 (2021)	Absolute		Scope 1+2	2021
	4% 4 of a 100% reduction target		11% 2018 to 2045 (2021)	Absolute		Scope 1+2	2021
	37% 15 of a 40% reduction target		25% 2018 to 2030 (2021)	Absolute		Scope 3	2021
	15% 15 of a 100% reduction target		9% 2018 to 2050 (2021)	Absolute		Scope 3	2021





**Seiko Epson Corporation:** Seiko Epson Corporation reported progress on all SBTs.

	108% 21 of a 19% reduction target		50% 2017 to 2025 (2021)	Absolute		Scope 1+2	2018
	44% intensity reduction target		2017 to 2025 (2021)	Intensity	per unit of value added	Scope 3	2018
	<i>*36% *16 of a 44% intensity reduction target</i>		<i>*50% *2017 to 2025 (2021)</i>	<i>*Intensity</i>	<i>*per unit of value added</i>	<i>*Scope 3<sup>1</sup></i>	
	<i>*53% *23 of a 44% intensity reduction target</i>		<i>*50% *2017 to 2025 (2021)</i>	<i>*Intensity</i>	<i>*per unit of value added</i>	<i>*Scope 3<sup>11</sup></i>	

**SEKISUI CHEMICAL CO., LTD.:** SEKISUI CHEMICAL CO., LTD reported progress for at least one SBT. Information for other SBT(s) could not be publicly found or could not be represented.





	42% 11 of a 27% reduction target		36% 2016 to 2030 (2021)	Absolute		Scope 3	2018
---	----------------------------------	---	-------------------------	----------	--	---------	------

**Sekisui House, LTD.:** Sekisui House, LTD reported progress on all SBTs.

	47% 23 of a 50% reduction target		41% 2013 to 2030 (2020)	Absolute		Scope 1+2	2019
	122% 55 of a 45% reduction target		41% 2013 to 2030 (2020)	Absolute		Scope 3	2019

**Selfridges Retail Ltd.:** No comparable progress data of SBT(s) was publicly found for Selfridges Retail Ltd.

























**Senior Plc:** Senior Plc reported progress for at least one SBT. Information for other SBT(s) could not be publicly found or could not be represented.

	30% reduction target		2018 to 2025 (2020)	Absolute		Scope 1+2	2020
	<i>*54% *16 of a 30% reduction target</i>		<i>*29% *2018 to 2025 (2020)</i>	<i>*Absolute</i>		<i>*Scope 1</i>	
	<i>*64% *19 of a 30% reduction target</i>		<i>*29% *2018 to 2025 (2020)</i>	<i>*Absolute</i>		<i>*Scope 2</i>	

**SERVIER:** No comparable progress data of SBT(s) was publicly found for SERVIER.

**Seventh Generation, Inc.:** No comparable progress data of SBT(s) was publicly found for Seventh Generation, Inc..

*\* In some cases, companies reported a single science-based target (SBT) as multiple disaggregated targets or reported multiple SBTs as a single aggregated target in their CDP disclosure. In these cases, the SBTs and CDP progress data are presented in separate rows, with the progress data italicized.*

Target completion (% completed)	Current target status	Target timeframe (% elapsed)	Target timeframe Base year to target year (latest data year in brackets)	Target type	Activity unit	Scope(s) Covered	Year target approved
<b>SGS SA:</b> SGS SA reported progress for at least one SBT. Information for other SBT(s) could not be publicly found or could not be represented.							
	107%	48 of a 45% intensity reduction target	 55%	2014 to 2025 (2020)	Intensity	per unit revenue	Scope 1+2+3 2018
	88%	48 of a 55% intensity reduction target	 38%	2014 to 2030 (2020)	Intensity	per unit revenue	Scope 1+2+3 2018
<b>Shaftesbury PLC:</b> (SME) Shaftesbury PLC reported progress on all SBTs.							
	33%	16 of a 50% reduction target	 17%	2018 to 2030 (2020)	Absolute		Scope 1+2 2021
<b>Sharp Corporation:</b> Sharp Corporation reported progress for at least one SBT. Information for other SBT(s) could not be publicly found or could not be represented.							
	45%	15 of a 33% reduction target	 15%	2018 to 2031 (2021)	Absolute		Scope 1+2 2019
<b>SHIMADZU CORPORATION:</b> SHIMADZU CORPORATION reported progress for at least one SBT. Information for other SBT(s) could not be publicly found or could not be represented.							
	105%	32 of a 30% reduction target	 31%	2017 to 2030 (2021)	Absolute		Scope 1+2 2019
<b>Shimizu Corporation:</b> Shimizu Corporation reported progress on all SBTs.							
	71%	23 of a 33% reduction target	 31%	2017 to 2030 (2021)	Absolute		Scope 1+2 2019
	37%	23 of a 63% reduction target	 12%	2017 to 2050 (2021)	Absolute		Scope 1+2 2019
	185%	37 of a 20% reduction target	 31%	2017 to 2030 (2021)	Absolute		Scope 3 2019
	86%	37 of a 43% reduction target	 12%	2017 to 2050 (2021)	Absolute		Scope 3 2019
<b>Shionogi &amp; Co., Ltd.:</b> Shionogi & Co.,Ltd reported progress on all SBTs.							
	18%	8 of a 46% reduction target	 18%	2019 to 2030 (2021)	Absolute		Scope 1+2 2021
	63%	13 of a 20% reduction target	 18%	2019 to 2030 (2021)	Absolute		Scope 3 2021
<b>Shree Cement Ltd.:</b> Shree Cement Ltd. reported progress on all SBTs.							
	-47%	-6 of a 13% intensity reduction target	 18%	2019 to 2030 (2021)	Intensity	per ton of cementitious materials	Scope 1 2019
	-100%	-27 of a 27% intensity reduction target	 18%	2019 to 2030 (2021)	Intensity	per ton of cementitious materials	Scope 2 2019
<b>Sibanye-Stillwater:</b> Sibanye-Stillwater reported progress on all SBTs.							
	107%	29 of a 27% reduction target	 67%	2010 to 2025 (2020)	Absolute		Scope 1+2 2019

\* In some cases, companies reported a single science-based target (SBT) as multiple disaggregated targets or reported multiple SBTs as a single aggregated target in their CDP disclosure. In these cases, the SBTs and CDP progress data are presented in separate rows, with the progress data italicized.




Target completion (% completed)	Current target status	Target timeframe (% elapsed)	Target timeframe Base year to target year (latest data year in brackets)	Target type	Activity unit	Scope(s) Covered	Year target approved
------------------------------------	-----------------------	---------------------------------	--	-------------	---------------	---------------------	----------------------------

**SIDEL Group:** No comparable progress data of SBT(s) was publicly found for SIDEL Group.





**Siemens AG:** No comparable progress data of SBT(s) was publicly found for Siemens AG.

**Siemens Energy:** No comparable progress data of SBT(s) was publicly found for Siemens Energy.





**Siemens Gamesa Renewable Energy, S.A.:** Siemens Gamesa Renewable Energy, S.A. reported progress for at least one SBT. Information for other SBT(s) could not be publicly found or could not be represented.

	106%	74 of a 70% intensity reduction target		38%	2017 to 2025 (2020)	Intensity	per MW installed	Scope 1+2	2020
	100%	100 of a 100% renewable electricity procurement target		38%	2017 to 2025 (2020)	Renewable electricity		Scope 2	2020

**SIG Combibloc:** SIG Combibloc reported progress on all SBTs.





	97%	58 of a 60% reduction target		29%	2016 to 2030 (2020)	Absolute		Scope 1+2	2018
	68%	17 of a 25% reduction target		29%	2016 to 2030 (2020)	Intensity	per liter packed	Scope 1+2+3	2018

**Signify:** Signify reported progress on all SBTs.

	78%	55 of a 70% reduction target		33%	2015 to 2030 (2020)	Absolute		Scope 1+2	2018
	139%	42 of a 30% reduction target		33%	2015 to 2030 (2020)	Absolute		Scope 3	2018

**SILAB: (SME)** No comparable progress data of SBT(s) was publicly found for SILAB.

**Simon Property Group:** Simon Property Group reported progress on all SBTs.



	42%	28 of a 68% reduction target		6%	2019 to 2035 (2020)	Absolute		Scope 1+2	2020
	210%	44 of a 21% reduction target		12%	2018 to 2035 (2020)	Absolute		Scope 3	2020

**Singapore Telecommunications Limited (Singtel):** No comparable progress data of SBT(s) was publicly found for Singapore Telecommunications Limited (Singtel).

**Sipsmith:** No comparable progress data of SBT(s) was publicly found for Sipsmith.

**Skunkfunk:** No comparable progress data of SBT(s) was publicly found for Skunkfunk.

**Sky Group:** Sky Group reported progress on all SBTs.

	10%	5 of a 50% reduction target		17%	2018 to 2030 (2020)	Absolute		Scope 1+2+3	2021
---	-----	-----------------------------	---	-----	---------------------	----------	--	-------------	------



\* In some cases, companies reported a single science-based target (SBT) as multiple disaggregated targets or reported multiple SBTs as a single aggregated target in their CDP disclosure. In these cases, the SBTs and CDP progress data are presented in separate rows, with the progress data italicized.

Target completion (% completed)	Current target status	Target timeframe (% elapsed)	Target timeframe Base year to target year (latest data year in brackets)	Target type	Activity unit	Scope(s) Covered	Year target approved
------------------------------------	-----------------------	---------------------------------	--	-------------	---------------	---------------------	----------------------------


**SkyCell AG:** (SME) No comparable progress data of SBT(s) was publicly found for SkyCell AG.

**SKYCITY Entertainment Group Limited:** No comparable progress data of SBT(s) was publicly found for SKYCITY Entertainment Group Limited.





**Slaughter and May:** Slaughter and May reported progress on all SBTs.

	116%	58 of a 50% reduction target		25%	2018 to 2030 (2021)	Absolute		Scope 1+2+3	2020
---	------	------------------------------	---	-----	---------------------	----------	--	-------------	------





**Snap Inc.:** Snap Inc. reported progress for at least one SBT. Information for other SBT(s) could not be publicly found or could not be represented.

	228%	57 of a 25% reduction target		17%	2019 to 2025 (2020)	Absolute		Scope 1+2	2021
---	------	------------------------------	---	-----	---------------------	----------	--	-----------	------



**Sodexo:** Sodexo reported progress on all SBTs.

	32%	11 of a 34% reduction target		38%	2017 to 2025 (2020)	Absolute		Scope 1+2+3	2019
	0%	0 of a 100% renewable electricity procurement target		38%	2017 to 2025 (2020)	Renewable electricity		Scope 2	2019





**Sofidel S.p.A.:** Sofidel S.p.A. reported progress on all SBTs.

	28%	11% of a 40% intensity reduction target		17%	2018 to 2030 (2020)	Intensity	per ton of paper	Scope 1+2+3	
	24%	6 of a 24% intensity reduction target		17%	2018 to 2030 (2020)	Intensity	per ton of paper	Scope 3	2020

**SoftBank Corp.:** SoftBank Corp. reported progress for at least one SBT. Information for other SBT(s) could not be publicly found or could not be represented.





	17%	14 of an 83% reduction target		18%	2019 to 2030 (2021)	Absolute		Scope 1+2	2021
--	-----	-------------------------------	--	-----	---------------------	----------	--	-----------	------

**SOK Corporation:** SOK Corporation reported progress for at least one SBT. Information for other SBT(s) could not be publicly found or could not be represented.

















	78%	70 of a 90% reduction target		33%	2015 to 2030 (2020)	Absolute		Scope 1+2	2020
	-4%	-1 of a 21% intensity reduction target		33%	2015 to 2030 (2020)	Intensity	per liter of fuel sold	Scope 3	2019

**Sonoco Products Company:** No comparable progress data of SBT(s) was publicly found for Sonoco Products Company.





















**Sony Corporation:** Sony Corporation reported progress for at least one SBT. Information for other SBT(s) could not be publicly found or could not be represented.

	-6%	-4 of a 72% reduction target		12%	2018 to 2035 (2021)	Absolute		Scope 1+2	2020
	-16%	-7 of a 45% reduction target		12%	2018 to 2035 (2021)	Absolute		Scope 3	2020

















\* In some cases, companies reported a single science-based target (SBT) as multiple disaggregated targets or reported multiple SBTs as a single aggregated target in their CDP disclosure. In these cases, the SBTs and CDP progress data are presented in separate rows, with the progress data italicized.

Target completion (% completed)	Current target status	Target timeframe (% elapsed)	Target timeframe Base year to target year (latest data year in brackets)	Target type	Activity unit	Scope(s) Covered	Year target approved
<b>Sopra Steria Group:</b> Sopra Steria Group reported progress for at least one SBT. Information for other SBT(s) could not be publicly found or could not be represented.							
	94% 40 of a 42% reduction target		50% 2015 to 2025 (2020)	Absolute		Scope 1+2	2019
<b>Sörby Handelsträdgård Aktiebolag:</b> (SME) No comparable progress data of SBT(s) was publicly found for Sörby Handelsträdgård Aktiebolag.							
<b>South Pole:</b> (SME) No comparable progress data of SBT(s) was publicly found for South Pole.							
<b>SPADEL SA:</b> No comparable progress data of SBT(s) was publicly found for SPADEL SA.							
<b>Specialfastigheter Sverige AB:</b> (SME) No comparable progress data of SBT(s) was publicly found for Specialfastigheter Sverige AB.							
<b>SSAB:</b> No comparable progress data of SBT(s) was publicly found for SSAB.							
<b>SSE:</b> SSE reported progress on all SBTs.							
	27% 16 of a 60% intensity reduction target		25% 2018 to 2030 (2021)	Intensity	per kWh	Scope 1	2020
	77% 31 of a 40% reduction target		25% 2018 to 2030 (2021)	Absolute		Scope 1+2	2020
	15% 7 of a 50% reduction target		19% 2018 to 2034 (2021)	Absolute		Scope 3	2020
	58% 29 of a 50% supplier engagement target		50% 2019 to 2024 (2021)	Supplier engagement		Scope 3	2020
<b>Stanley Black &amp; Decker:</b> Stanley Black & Decker reported progress on all SBTs.							
	35% 35 of a 100% reduction target		33% 2015 to 2030 (2020)	Absolute		Scope 1+2	2018
	64% 22 of a 35% reduction target		23% 2017 to 2030 (2020)	Absolute		Scope 3	2018
<b>Stanton Williams:</b> (SME) No comparable progress data of SBT(s) was publicly found for Stanton Williams.							
<b>Starboard LTD.:</b> (SME) No comparable progress data of SBT(s) was publicly found for Starboard LTD.							
<b>Starbucks Coffee Company:</b> Starbucks Coffee Company reported progress on all SBTs.							
	23% 11 of a 50% reduction target		9% 2019 to 2030 (2020)	Absolute		Scope 1+2+3	2021

\* In some cases, companies reported a single science-based target (SBT) as multiple disaggregated targets or reported multiple SBTs as a single aggregated target in their CDP disclosure. In these cases, the SBTs and CDP progress data are presented in separate rows, with the progress data italicized.























Target completion (% completed)	Current target status	Target timeframe (% elapsed)	Target timeframe Base year to target year (latest data year in brackets)	Target type	Activity unit	Scope(s) Covered	Year target approved		
<b>Steelcase Inc.:</b> Steelcase Inc. reported progress for at least one SBT. Information for other SBT(s) could not be publicly found or could not be represented.									
	54%	27 of a 50% reduction target		18%	2020 to 2031 (2021)	Absolute	Scope 1+2	2020	
		14% reduction target			2020 to 2031 (2021)	Absolute	Scope 3 <sup>5,6</sup>	2020	
	<i>*217%</i>	<i>*30 of a 14% reduction target</i>		<i>*18%</i>	<i>*2020 to 2031 (2021)</i>	<i>*Absolute</i>	<i>*Scope 3<sup>5</sup></i>		
	<i>*669%</i>	<i>*94 of a 14% reduction target</i>		<i>*18%</i>	<i>*2020 to 2031 (2021)</i>	<i>*Absolute</i>	<i>*Scope 3<sup>6</sup></i>		
<b>STMicroelectronics NV:</b> STMicroelectronics NV reported progress on all SBTs.									
	56%	28 of a 50% reduction target		29%	2018 to 2025 (2020)	Absolute	Scope 1+2	2020	
	32%	26 of an 80% renewable electricity procurement target		29%	2018 to 2025 (2020)	Renewable electricity	Scope 2	2020	
	24%	24 of a 100% renewable electricity procurement target		17%	2018 to 2030 (2020)	Renewable electricity	Scope 2	2020	
<b>Stonyfield:</b> No comparable progress data of SBT(s) was publicly found for Stonyfield.									
<b>Stora Enso:</b> Stora Enso reported progress for at least one SBT. Information for other SBT(s) could not be publicly found or could not be represented.									
	84%	26 of a 31% intensity reduction target		50%	2010 to 2030 (2020)	Intensity	per tonne of pulp, paper and board	Scope 1+2	2018
<b>SUEZ:</b> No comparable progress data of SBT(s) was publicly found for SUEZ.									
<b>SUMITOMO CHEMICAL Co., Ltd.:</b> SUMITOMO CHEMICAL Co., Ltd. reported progress for at least one SBT. Information for other SBT(s) could not be publicly found or could not be represented.									
	74%	22 of a 30% reduction target		47%	2013 to 2030 (2021)	Absolute	Scope 1+2	2018	
	39%	22 of a 57% reduction target		22%	2013 to 2050 (2021)	Absolute	Scope 1+2	2018	
<b>Sumitomo Electric Industries, Ltd.:</b> No comparable progress data of SBT(s) was publicly found for Sumitomo Electric Industries, Ltd.									
<b>Sumitomo Forestry Co., Ltd.:</b> Sumitomo Forestry Co., Ltd reported progress for at least one SBT. Information for other SBT(s) could not be publicly found or could not be represented.									
	-1%	0 of a 21% reduction target		23%	2017 to 2030 (2020)	Absolute	Scope 1+2	2018	
<b>SUND Holding GmbH + Co. KG:</b> (SME) No comparable progress data of SBT(s) was publicly found for SUND Holding GmbH + Co. KG.									

\* In some cases, companies reported a single science-based target (SBT) as multiple disaggregated targets or reported multiple SBTs as a single aggregated target in their CDP disclosure. In these cases, the SBTs and CDP progress data are presented in separate rows, with the progress data italicized.

Target completion (% completed)	Current target status	Target timeframe (% elapsed)	Target timeframe Base year to target year (latest data year in brackets)	Target type	Activity unit	Scope(s) Covered	Year target approved
<b>Sunrock Investments B.V.:</b> (SME) No comparable progress data of SBT(s) was publicly found for Sunrock Investments B.V.							
<b>Suntory Beverage &amp; Food Limited:</b> No comparable progress data of SBT(s) was publicly found for Suntory Beverage & Food Limited.							
<b>Suntory Holdings Limited:</b> Suntory Holdings Limited reported progress for at least one SBT. Information for other SBT(s) could not be publicly found or could not be represented.							
	16%	4 of a 25% reduction target		33%	2015 to 2030 (2020)	Absolute	Scope 1+2 2018
<b>sustainable AG:</b> sustainable AG reported progress for at least one SBT. Information for other SBT(s) could not be publicly found or could not be represented.							
	42%	42 of a 100% reduction target		29%	2018 to 2025 (2020)	Renewable electricity	Scope 2 2019
<b>Swaraj Engines Limited:</b> No comparable progress data of SBT(s) was publicly found for Swaraj Engines Limited.							
<b>Swedish Match:</b> Swedish Match reported progress on all SBTs.							
	18%	8 of a 41% reduction target		23%	2017 to 2030 (2020)	Absolute	Scope 1+2+3 2019
	10%	8 of a 75% reduction target		9%	2017 to 2050 (2020)	Absolute	Scope 1+2+3 2019
<b>Swire Coca-Cola Limited:</b> Swire Coca-Cola Limited reported progress on all SBTs.							
	4%	3 of a 70% reduction target		17%	2018 to 2030 (2020)	Absolute	Scope 1+2 2020
	10%	3 of a 30% reduction target		17%	2018 to 2030 (2020)	Absolute	Scope 1+2+3 2020
<b>Swire Properties Limited:</b> No comparable progress data of SBT(s) was publicly found for Swire Properties Limited.							
<b>Swisscom:</b> No comparable progress data of SBT(s) was publicly found for Swisscom.							
<b>Symrise AG:</b> Symrise AG reported progress for at least one SBT. Information for other SBT(s) could not be publicly found or could not be represented.							
	43%	8 of an 18% reduction target		29%	2016 to 2030 (2020)	Absolute	Scope 1+2 2017
<b>Syngenta:</b> Syngenta reported progress on all SBTs.							
	-38%	-26 of a 68% intensity reduction target		29%	2016 to 2030 (2020)	Intensity per value added	Scope 1+2+3 2019
<b>Synlait Milk Limited:</b> No comparable progress data of SBT(s) was publicly found for Synlait Milk Limited.							

\* In some cases, companies reported a single science-based target (SBT) as multiple disaggregated targets or reported multiple SBTs as a single aggregated target in their CDP disclosure. In these cases, the SBTs and CDP progress data are presented in separate rows, with the progress data italicized.







Target completion (% completed)	Current target status	Target timeframe (% elapsed)	Target timeframe Base year to target year (latest data year in brackets)	Target type	Activity unit	Scope(s) Covered	Year target approved		
<b>T-Mobile USA, Inc.:</b> T-Mobile USA, Inc. reported progress on all SBTs.									
	23%	22 of a 95% reduction target		44%	2016 to 2025 (2020)	Absolute	Scope 1+2	2018	
	97%	15 of a 15% intensity reduction target		44%	2016 to 2025 (2020)	Intensity	per customer	Scope 3	2018
<b>Tai Wah Garment Industry Sdn. Bhd.:</b> No comparable progress data of SBT(s) was publicly found for Tai Wah Garment Industry Sdn. Bhd.									
<b>TAIHO PHARMACEUTICAL CO., LTD.:</b> No comparable progress data of SBT(s) was publicly found for TAIHO PHARMACEUTICAL CO., LTD.									
<b>Taisei Corporation:</b> Taisei Corporation reported progress on all SBTs.									
	48%	12 of a 26% reduction target		47%	2013 to 2030 (2021)	Absolute	Scope 1+2	2018	
	38%	10 of a 25% reduction target		47%	2013 to 2030 (2021)	Absolute	Scope 3	2018	
<b>Taiwan Cement Corporation:</b> No comparable progress data of SBT(s) was publicly found for Taiwan Cement Corporation.									
<b>Taiwan Mobile Co., Ltd.:</b> Taiwan Mobile Co., Ltd reported progress for at least one SBT. Information for other SBT(s) could not be publicly found or could not be represented.									
	-7%	-2 of a 30% reduction target		9%	2019 to 2030 (2020)	Absolute	Scope 1+2	2021	
<b>Takasago International Corporation:</b> Takasago International Corporation reported progress for at least one SBT. Information for other SBT(s) could not be publicly found or could not be represented.									
	15%	4 of a 28% reduction target		9%	2019 to 2030 (2020)	Absolute	Scope 1+2	2021	
<b>Takasago Thermal Engineering:</b> Takasago Thermal Engineering reported progress on all SBTs.									
	101%	28 of a 28% reduction target		18%	2019 to 2030 (2021)	Absolute	Scope 1+2	2021	
	144%	20 of a 14% reduction target		18%	2019 to 2030 (2021)	Absolute	Scope 3	2021	
<b>Takeda Pharmaceutical Company:</b> Takeda Pharmaceutical Company reported progress on all SBTs.									
	58%	23 of a 40% reduction target		56%	2016 to 2025 (2021)	Absolute	Scope 1+2	2020	
	23%	23 of a 100% reduction target		21%	2016 to 2040 (2021)	Absolute	Scope 1+2	2020	
	25%	17 of a 67% supplier engagement target		50%	2018 to 2024 (2021)	Supplier engagement	Scope 3	2020	
<b>TALAWAKELLE TEA ESTATES PLC:</b> No comparable progress data of SBT(s) was publicly found for TALAWAKELLE TEA ESTATES PLC.									
<b>Tanihata Co., Ltd.:</b> (SME) No comparable progress data of SBT(s) was publicly found for Tanihata Co., Ltd.,.									

\* In some cases, companies reported a single science-based target (SBT) as multiple disaggregated targets or reported multiple SBTs as a single aggregated target in their CDP disclosure. In these cases, the SBTs and CDP progress data are presented in separate rows, with the progress data italicized.

Target completion (% completed)	Current target status	Target timeframe (% elapsed)	Target timeframe Base year to target year (latest data year in brackets)	Target type	Activity unit	Scope(s) Covered	Year target approved
------------------------------------	-----------------------	---------------------------------	--	-------------	---------------	---------------------	----------------------------





**Target Corporation:** Target Corporation reported progress for at least one SBT. Information for other SBT(s) could not be publicly found or could not be represented.

	30% reduction target		2016 to 2030 (2020)	Absolute		Scope 1+2+3	2019
	<i>*89%</i> <i>*27 of a 30% reduction target</i>		<i>*23%</i> <i>*2017 to 2030 (2020)</i>	<i>*Absolute</i>		<i>*Scope 1+2</i>	
	<i>*-30%</i> <i>*-9 of a 30% reduction target</i>		<i>*23%</i> <i>*2017 to 2030 (2020)</i>	<i>*Absolute</i>		<i>*Scope 3</i>	





**TATA CHEMICALS LIMITED:** TATA CHEMICALS LIMITED reported progress on all SBTs.

	20% 5 of a 28% reduction target		18% 2019 to 2030 (2021)	Absolute		Scope 1+2	2020
---	---------------------------------	---	-------------------------	----------	--	-----------	------

**Tate & Lyle PLC:** Tate & Lyle PLC reported progress on all SBTs.





	25% 7 of a 30% reduction target		9% 2019 to 2030 (2020)	Absolute		Scope 1+2	2020
	3% 0 of a 15% reduction target		9% 2019 to 2030 (2020)	Absolute		Scope 3	2020

**Taylor Wimpey:** Taylor Wimpey reported progress on all SBTs.

	-58% -21 of a 36% intensity reduction target		17% 2019 to 2025 (2020)	Intensity	per 100m2 of completed floor area	Scope 1+2	2020
	76% 18 of a 24% intensity reduction target		9% 2019 to 2030 (2020)	Intensity	per 100m2 of completed floor area	Scope 3	2020

**Taylor's Wines:** (SME) No comparable progress data of SBT(s) was publicly found for Taylor's Wines.





**Tchibo GmbH:** Tchibo GmbH reported progress on all SBTs.

	28% 14 of a 51% reduction target		17% 2018 to 2030 (2020)	Absolute		Scope 1+2	2020
	-19% -3 of a 15% reduction target		17% 2018 to 2030 (2020)	Absolute		Scope 3	2020

**TCI Co., Ltd.:** No comparable progress data of SBT(s) was publicly found for TCI Co., Ltd..

**TCT-Speditions GmbH:** (SME) No comparable progress data of SBT(s) was publicly found for TCT-Speditions GmbH.

**Tech Mahindra:** Tech Mahindra reported progress on all SBTs.





	159% 35 of a 22% reduction target		36% 2016 to 2030 (2021)	Absolute		Scope 1+2	2018
	70% 35 of a 50% reduction target		15% 2016 to 2050 (2021)	Absolute		Scope 1+2	2018

\* In some cases, companies reported a single science-based target (SBT) as multiple disaggregated targets or reported multiple SBTs as a single aggregated target in their CDP disclosure. In these cases, the SBTs and CDP progress data are presented in separate rows, with the progress data italicized.








Target completion (% completed)	Current target status	Target timeframe (% elapsed)	Target timeframe Base year to target year (latest data year in brackets)	Target type	Activity unit	Scope(s) Covered	Year target approved
------------------------------------	-----------------------	---------------------------------	--	-------------	---------------	---------------------	----------------------------

**Tediber:** (SME) No comparable progress data of SBT(s) was publicly found for Tediber.



**Tele2 AB:** Tele2 AB reported progress for at least one SBT. Information for other SBT(s) could not be publicly found or could not be represented.

	88%	79 of a 90% reduction target		17%	2019 to 2025 (2020)	Absolute		Scope 1+2	2021
	79%	79 of a 100% reduction target		10%	2019 to 2029 (2020)	Absolute		Scope 1+2	2021



**TELEFÓNICA:** TELEFÓNICA reported progress on all SBTs.

	87%	61 of a 70% reduction target		50%	2015 to 2025 (2020)	Absolute		Scope 1+2	2021
	76%	61 of an 80% reduction target		33%	2015 to 2030 (2020)	Absolute		Scope 1+2	2021
	173%	43 of a 25% reduction target		44%	2016 to 2025 (2020)	Absolute		Scope 3	2020
	108%	32 of a 30% intensity reduction target		44%	2016 to 2025 (2020)	Intensity	per euro purchased	Scope 3	2020

**Telenor Group:** Telenor Group reported progress for at least one SBT. Information for other SBT(s) could not be publicly found or could not be represented.





	0%	0 of a 57% reduction target		9%	2019 to 2030 (2020)	Absolute		Scope 1+2	2021
---	----	-----------------------------	---	----	---------------------	----------	--	-----------	------

**Telia Company AB:** Telia Company AB reported progress for at least one SBT. Information for other SBT(s) could not be publicly found or could not be represented.



	158%	79 of a 50% reduction target		29%	2018 to 2025 (2020)	Absolute		Scope 1+2	2020
---	------	------------------------------	---	-----	---------------------	----------	--	-----------	------

**TELUS Corporation:** No comparable progress data of SBT(s) was publicly found for TELUS Corporation.





**Tennant Company:** Tennant Company reported progress on all SBTs.

	139%	35 of a 25% reduction target		29%	2016 to 2030 (2020)	Absolute		Scope 1+2	2018
	54%	27 of a 50% intensity reduction target		29%	2016 to 2030 (2020)	Intensity	per \$USD of equipment revenue	Scope 3	2018

























**Terna S.p.A.:** Terna S.p.A. reported progress on all SBTs.

	-0%	0 of a 28% reduction target		9%	2019 to 2030 (2020)	Absolute		Scope 1+2	2021
---	-----	-----------------------------	---	----	---------------------	----------	--	-----------	------

**Terumo Corporation:** Terumo Corporation reported progress on all SBTs.

	9%	3 of a 30% reduction target		25%	2018 to 2030 (2021)	Absolute		Scope 1+2	2020
	-13%	-8 of a 60% intensity reduction target		25%	2018 to 2030 (2021)	Intensity	per unit of revenue	Scope 3	2020



\* In some cases, companies reported a single science-based target (SBT) as multiple disaggregated targets or reported multiple SBTs as a single aggregated target in their CDP disclosure. In these cases, the SBTs and CDP progress data are presented in separate rows, with the progress data italicized.

Target completion (% completed)	Current target status	Target timeframe (% elapsed)	Target timeframe Base year to target year (latest data year in brackets)	Target type	Activity unit	Scope(s) Covered	Year target approved
<b>Tesco:</b> Tesco reported progress for at least one SBT. Information for other SBT(s) could not be publicly found or could not be represented.							
	91% 54 of a 60% reduction target		60% 2015 to 2025 (2021)	Absolute		Scope 1+2	2017
<b>TETRA PAK:</b> TETRA PAK reported progress for at least one SBT. Information for other SBT(s) could not be publicly found or could not be represented.							
	19% 9 of a 46% reduction target		9% 2019 to 2030 (2020)	Absolute		Scope 1+2+3	2020
<b>Thalys:</b> No comparable progress data of SBT(s) was publicly found for Thalys.							
<b>The Anderson-DuBose Company:</b> The Anderson-DuBose Company reported progress on all SBTs.							
	0% 0 of a 39% intensity reduction target		33% 2015 to 2030 (2020)	Intensity	per short ton of goods delivered	Scope 1+2+3	2020
<b>The Berkeley Group Holdings plc:</b> The Berkeley Group Holdings plc reported progress on all SBTs.							
	66% 33 of a 50% reduction target		18% 2019 to 2030 (2021)	Absolute		Scope 1+2	2020
	-41% -17 of a 40% intensity reduction target		18% 2019 to 2030 (2021)	Intensity	per square foot of legally completed floor	Scope 3	2020
<b>The British Land Company PLC:</b> The British Land Company PLC reported progress on all SBTs.							
	28% 14 of a 51% reduction target		10% 2020 to 2030 (2021)	Absolute		Scope 1+2	2021
	83% 45 of a 55% intensity reduction target		10% 2020 to 2030 (2021)	Intensity	square meter of net lettable area	Scope 3	2021
<b>The Children's Place, Inc.:</b> The Children's Place, Inc. reported progress on all SBTs.							
	97% 29 of a 30% reduction target		17% 2018 to 2030 (2020)	Absolute		Scope 1+2	2020
	50% 15 of a 30% reduction target		17% 2018 to 2030 (2020)	Absolute		Scope 3	2020
<b>The Co-operative Group Ltd.:</b> The Co-operative Group Ltd. reported progress on all SBTs.							
	94% 47 of a 50% reduction target		44% 2016 to 2025 (2020)	Absolute		Scope 1+2	2019
	23% 3 of a 11% reduction target		33% 2016 to 2025 (2019)	Absolute		Scope 3	2019
<b>The Coca-Cola Company:</b> The Coca-Cola Company reported progress on all SBTs.							
	51% 13 of a 25% reduction target		33% 2015 to 2030 (2020)	Absolute		Scope 1+2+3	2019


\* In some cases, companies reported a single science-based target (SBT) as multiple disaggregated targets or reported multiple SBTs as a single aggregated target in their CDP disclosure. In these cases, the SBTs and CDP progress data are presented in separate rows, with the progress data italicized.

Target completion (% completed)	Current target status	Target timeframe (% elapsed)	Target timeframe Base year to target year (latest data year in brackets)	Target type	Activity unit	Scope(s) Covered	Year target approved
------------------------------------	-----------------------	---------------------------------	--	-------------	---------------	---------------------	----------------------------

**The Estée Lauder Companies:** The Estée Lauder Companies reported progress for at least one SBT. Information for other SBT(s) could not be publicly found or could not be represented.

	105%	53 of a 50% reduction target		17%	2018 to 2030 (2020)	Absolute	Scope 1+2	2020
---	------	------------------------------	---	-----	---------------------	----------	-----------	------



**The HAVI Group, LP:** The HAVI Group, LP reported progress on all SBTs.

	18%	7 of a 40% intensity reduction target		33%	2015 to 2030 (2020)	Intensity	per metric ton of goods delivered	Scope 1+2+3	2019
---	-----	---------------------------------------	---	-----	---------------------	-----------	-----------------------------------	-------------	------



**The Hershey Company:** No comparable progress data of SBT(s) was publicly found for The Hershey Company.


**The Howard de Walden Estate:** (SME) No comparable progress data of SBT(s) was publicly found for The Howard de Walden Estate.

**The Lego Group:** The Lego Group reported progress on all SBTs.

	-15%	-6 of a 36% reduction target		8%	2019 to 2032 (2020)	Absolute		Scope 1+2+3	2020
---	------	------------------------------	---	----	---------------------	----------	--	-------------	------

**The Macerich Company:** The Macerich Company reported progress for at least one SBT. Information for other SBT(s) could not be publicly found or could not be represented.

	21%	10 of a 46% reduction target		9%	2019 to 2030 (2020)	Absolute		Scope 1+2	2021
---	-----	------------------------------	---	----	---------------------	----------	--	-----------	------

	48%	22 of a 46% reduction target		9%	2019 to 2030 (2020)	Absolute		Scope 3	2021
---	-----	------------------------------	---	----	---------------------	----------	--	---------	------



**The Martin-Brower Company, L.C.C.:** The Martin-Brower Company, L.C.C. reported progress on all SBTs.

	55%	22 of a 40% reduction target		40%	2015 to 2030 (2021)	Intensity	Per metric ton of goods delivered	Scope 1+2+3	2019
---	-----	------------------------------	---	-----	---------------------	-----------	-----------------------------------	-------------	------

**The Port Authority of New York and New Jersey:** No comparable progress data of SBT(s) was publicly found for The Port Authority of New York and New Jersey.

**The Southern Co-operative:** The Southern Co-operative reported progress on all SBTs.

	60%	30 of a 50% reduction target		18%	2019 to 2030 (2021)	Absolute		Scope 1+2	2021
---	-----	------------------------------	---	-----	---------------------	----------	--	-----------	------

	-18%	-3 of a 17% reduction target		18%	2019 to 2030 (2021)	Absolute		Scope 3	2021
---	------	------------------------------	---	-----	---------------------	----------	--	---------	------

**The VELUX Group:** No comparable progress data of SBT(s) was publicly found for The VELUX Group.

**thinkstep-anz:** No comparable progress data of SBT(s) was publicly found for thinkstep-anz.

**Thomson Reuters:** Thomson Reuters reported progress for at least one SBT. Information for other SBT(s) could not be publicly found or could not be represented.





	190%	95 of a 50% reduction target		17%	2018 to 2030 (2020)	Absolute		Scope 1+2	2020
---	------	------------------------------	---	-----	---------------------	----------	--	-----------	------

\* In some cases, companies reported a single science-based target (SBT) as multiple disaggregated targets or reported multiple SBTs as a single aggregated target in their CDP disclosure. In these cases, the SBTs and CDP progress data are presented in separate rows, with the progress data italicized.

Target completion (% completed)	Current target status	Target timeframe (% elapsed)	Target timeframe Base year to target year (latest data year in brackets)	Target type	Activity unit	Scope(s) Covered	Year target approved
------------------------------------	-----------------------	---------------------------------	--	-------------	---------------	---------------------	----------------------------

**Thule Group:** No comparable progress data of SBT(s) was publicly found for Thule Group.

**thyssenkrupp AG:** thyssenkrupp AG reported progress on all SBTs.

	41%	12 of a 30% reduction target		17%	2018 to 2030 (2020)	Absolute	Scope 1+2	2019
	138%	22 of a 16% reduction target		23%	2017 to 2030 (2020)	Absolute	Scope 3	2019

**Timberlink Australia | New Zealand:** No comparable progress data of SBT(s) was publicly found for Timberlink Australia | New Zealand.





**Tintex Textiles, S.A. (SME)** Tintex Textiles, S.A reported progress on all SBTs.

	33%	17 of a 50% reduction target		17%	2018 to 2030 (2020)	Absolute	Scope 1+2	2021
---	-----	------------------------------	---	-----	---------------------	----------	-----------	------

**TIS Inc.:** TIS Inc. reported progress for at least one SBT. Information for other SBT(s) could not be publicly found or could not be represented.

	-8%	-2 of a 28% reduction target		18%	2019 to 2030 (2021)	Absolute	Scope 1+2	2021
---	-----	------------------------------	---	-----	---------------------	----------	-----------	------

**TITAN Cement Group:** TITAN Cement Group reported progress on all SBTs.

	0%	0 of a 21% intensity reduction target		0%	2020 to 2030 (2020)	Intensity	per ton of cementitious product	Scope 1	2021
	0%	0 of a 42% intensity reduction target		0%	2020 to 2030 (2020)	Intensity	per ton of cementitious product	Scope 2	2021

**TMS Consultancy t/a Antaris Consulting:** (SME) No comparable progress data of SBT(s) was publicly found for TMS Consultancy t/a Antaris Consulting.

**TODA Corporation:** TODA Corporation reported progress on all SBTs.

	38%	13 of a 35% reduction target		55%	2010 to 2030 (2021)	Absolute		Scope 1+2	2017
	23%	13 of a 57% reduction target		28%	2010 to 2050 (2021)	Absolute		Scope 1+2	2017
	5%	3 of a 55% intensity reduction target		28%	2010 to 2050 (2021)	Intensity	per unit constructed product (square meter)	Scope 3	2017

**Toitū Envirocare:** No comparable progress data of SBT(s) was publicly found for Toitū Envirocare.





**Tokmanni Oy:** Tokmanni Oy reported progress for at least one SBT. Information for other SBT(s) could not be publicly found or could not be represented.

	100%	70 of a 70% reduction target		50%	2015 to 2025 (2020)	Absolute		Scope 1+2	2020
---	------	------------------------------	---	-----	---------------------	----------	--	-----------	------





\* In some cases, companies reported a single science-based target (SBT) as multiple disaggregated targets or reported multiple SBTs as a single aggregated target in their CDP disclosure. In these cases, the SBTs and CDP progress data are presented in separate rows, with the progress data italicized.

Target completion (% completed)	Current target status	Target timeframe (% elapsed)	Target timeframe Base year to target year (latest data year in brackets)	Target type	Activity unit	Scope(s) Covered	Year target approved
------------------------------------	-----------------------	---------------------------------	--	-------------	---------------	---------------------	----------------------------





**Tokyu Construction Co., Ltd.:** Tokyu Construction Co., Ltd. reported progress for at least one SBT. Information for other SBT(s) could not be publicly found or could not be represented.

	30% reduction target		2018 to 2030 (2021)	Absolute		Scope 1+2	2020
	*26% *8 of a 30% reduction target		*25% *2018 to 2030 (2021)	*Absolute		*Scope 1	
	*57% *17 of a 30% reduction target		*25% *2018 to 2030 (2021)	*Absolute		*Scope 2	
	207% 62 of a 30% reduction target		25% 2018 to 2030 (2021)	Absolute		Scope 3	2020




**Tokyu Fudosan Holdings Corporation:** Tokyu Fudosan Holdings Corporation reported progress on all SBTs.

	6% 3 of a 46% reduction target		18% 2019 to 2030 (2021)	Absolute		Scope 1+2	2021
	34% 16 of a 46% reduction target		18% 2019 to 2030 (2021)	Absolute		Scope 3	2021



**TOPPAN PRINTING CO., LTD.:** TOPPAN PRINTING CO., LTD. reported progress on all SBTs.

	70% 21 of a 30% reduction target		31% 2017 to 2030 (2021)	Absolute		Scope 1+2	2019
	17% 3 of a 20% reduction target		31% 2017 to 2030 (2021)	Absolute		Scope 3	2019

**Toshiba Corporation:** Toshiba Corporation reported progress on all SBTs.





















	30% 8 of a 28% reduction target		9% 2019 to 2030 (2021)	Absolute		Scope 1+2	2020
	72% 36 of a 50% reduction target		9% 2019 to 2030 (2021)	Absolute		Scope 3 <sup>11a</sup>	2020
	9% 1 of a 14% reduction target		9% 2019 to 2030 (2021)	Absolute		Scope 3 <sup>11b</sup>	2020

**TOTO LTD.:** TOTO LTD. reported progress on all SBTs.

	46% 14 of a 30% reduction target		25% 2018 to 2030 (2021)	Absolute		Scope 1+2	2021
	15% reduction target		2018 to 2030 (2021)	Absolute		Scope 3 <sup>11c</sup>	2021
	15% reduction target		2018 to 2030 (2021)	Absolute		Scope 3 <sup>11d</sup>	2021
	*10% *-1 of a 15% reduction target		*25% *2018 to 2030 (2021)	*Absolute		*Scope 3	

























**Trane Technologies Plc.:** No comparable progress data of SBT(s) was publicly found for Trane Technologies Plc..

\* In some cases, companies reported a single science-based target (SBT) as multiple disaggregated targets or reported multiple SBTs as a single aggregated target in their CDP disclosure. In these cases, the SBTs and CDP progress data are presented in separate rows, with the progress data italicized.

Target completion (% completed)	Current target status	Target timeframe (% elapsed)	Target timeframe Base year to target year (latest data year in brackets)	Target type	Activity unit	Scope(s) Covered	Year target approved		
<b>Transurban Group:</b> Transurban Group reported progress on all SBTs.									
	-29%	-14 of a 50% reduction target		9%	2019 to 2030 (2020)	Absolute	Scope 1+2	2020	
	-92%	-20 of a 22% intensity reduction target		9%	2019 to 2030 (2020)	Intensity	per vehicle kilometre travelled	Scope 3	2020
	13%	7 of a 55% intensity reduction target		9%	2019 to 2030 (2020)	Intensity	per \$M capex	Scope 3	2020
<b>Tricorona Climate Partner AB:</b> (SME) No comparable progress data of SBT(s) was publicly found for Tricorona Climate Partner AB.									
<b>Troup Bywaters + Anders:</b> (SME) No comparable progress data of SBT(s) was publicly found for Troup Bywaters + Anders.									
<b>TRUMPF GmbH &amp; Co. KG:</b> No comparable progress data of SBT(s) was publicly found for TRUMPF GmbH & Co. KG.									
<b>Tubacex, S.A.:</b> Tubacex, S.A. reported progress for at least one SBT. Information for other SBT(s) could not be publicly found or could not be represented.									
	6%	3 of a 59% intensity reduction target		9%	2019 to 2030 (2020)	Intensity	ton of steel sold	Scope 1+2	2021
<b>Turner &amp; Townsend Ltd.:</b> No comparable progress data of SBT(s) was publicly found for Turner & Townsend Ltd.									
<b>Tyson Foods, Inc.:</b> Tyson Foods, Inc. reported progress on all SBTs.									
	-46%	-14 of a 30% reduction target		29%	2016 to 2030 (2020)	Absolute	Scope 1+2	2018	
	0%	0 of a 30% intensity reduction target		29%	2016 to 2030 (2020)	Intensity	per ton of finished meat	Scope 3	2018
<b>UCB:</b> No comparable progress data of SBT(s) was publicly found for UCB.									
<b>UK Power Networks Holdings Limited:</b> No comparable progress data of SBT(s) was publicly found for UK Power Networks Holdings Limited.									
<b>UltraTech Cement Limited:</b> UltraTech Cement Limited reported progress for at least one SBT. Information for other SBT(s) could not be publicly found or could not be represented.									
	21%	6 of a 27% intensity reduction target		27%	2017 to 2032 (2021)	Intensity	per ton of cementitious material	Scope 1	2021
<b>Under Armour, Inc.:</b> No comparable progress data of SBT(s) was publicly found for Under Armour, Inc.									
<b>Unibail-Rodamco-Westfield SE:</b> Unibail-Rodamco-Westfield SE reported progress on all SBTs.									
	103%	51 of a 50% reduction target		33%	2015 to 2030 (2020)	Absolute	Scope 1+2+3	2020	
	18%	7 of a 40% intensity reduction target		33%	2015 to 2030 (2020)	Intensity	per visitor	Scope 3	2020
<b>Unicharm Corporation:</b> Unicharm Corporation reported progress for at least one SBT. Information for other SBT(s) could not be publicly found or could not be represented.									
	-39%	-13 of a 34% reduction target		29%	2016 to 2030 (2020)	Absolute	Scope 1+2	2018	

\* In some cases, companies reported a single science-based target (SBT) as multiple disaggregated targets or reported multiple SBTs as a single aggregated target in their CDP disclosure. In these cases, the SBTs and CDP progress data are presented in separate rows, with the progress data italicized.




Target completion (% completed)	Current target status	Target timeframe (% elapsed)	Target timeframe Base year to target year (latest data year in brackets)	Target type	Activity unit	Scope(s) Covered	Year target approved
<b>Unilever plc:</b> Unilever plc reported progress for at least one SBT. Information for other SBT(s) could not be publicly found or could not be represented.							
	60% 60 of a 100% reduction target		33% 2015 to 2030 (2020)	Absolute		Scope 1+2	2017
	19% 10 of a 50% intensity reduction target		50% 2010 to 2030 (2020)	Intensity	per consumer use of Unilever product	Scope 1+2+3	2017
<b>Union Pacific Railroad:</b> No comparable progress data of SBT(s) was publicly found for Union Pacific Railroad.							
<b>United Utilities Group PLC:</b> United Utilities Group PLC reported progress for at least one SBT. Information for other SBT(s) could not be publicly found or could not be represented.							
	-4% -2 of a 42% reduction target		10% 2020 to 2030 (2021)	Absolute		Scope 1+2	2021
	-67% -17 of a 25% reduction target		10% 2020 to 2030 (2021)	Absolute		Scope 3	2021
	0% 0 of a 66% supplier engagement target		20% 2020 to 2025 (2021)	Supplier engagement		Scope 3	2021
<b>UPM-Kymmene Corporation:</b> UPM-Kymmene Corporation reported progress for at least one SBT. Information for other SBT(s) could not be publicly found or could not be represented.							
	31% 20 of a 65% reduction target		33% 2015 to 2030 (2020)	Absolute		Scope 1+2	2020
<b>Uponor Corporation:</b> Uponor Corporation reported progress for at least one SBT. Information for other SBT(s) could not be publicly found or could not be represented.							
	88% 40 of a 46% reduction target		9% 2019 to 2030 (2020)	Absolute		Scope 1+2	2021
<b>USHIO INC.:</b> No comparable progress data of SBT(s) was publicly found for USHIO INC.							
<b>V. MANE Fils:</b> V. MANE Fils reported progress on all SBTs.							
	25% 14 of a 57% intensity reduction target		17% 2018 to 2030 (2020)	Intensity	per ton of sold product	Scope 1+2	2021
	80% 30 of a 38% intensity reduction target		17% 2018 to 2030 (2020)	Intensity	per ton of sold product	Scope 3	2021
<b>Valeo:</b> Valeo reported progress on all SBTs.							
	53% 40 of a 75% reduction target		9% 2019 to 2030 (2020)	Absolute		Scope 1+2	2021
	15% reduction target		2019 to 2030 (2020)	Absolute		Scope 3 <sup>11c</sup>	2021
	15% reduction target		2019 to 2030 (2020)	Absolute		Scope 3 <sup>11d</sup>	2021
	*140% *21 of a 15% reduction target		*9% *2019 to 2030 (2020)	*Absolute		*Scope 3	
	74% 11 of a 15% reduction target		9% 2019 to 2030 (2020)	Absolute		Scope 3 <sup>1</sup>	2021

\* In some cases, companies reported a single science-based target (SBT) as multiple disaggregated targets or reported multiple SBTs as a single aggregated target in their CDP disclosure. In these cases, the SBTs and CDP progress data are presented in separate rows, with the progress data italicized.

Target completion (% completed)	Current target status	Target timeframe (% elapsed)	Target timeframe Base year to target year (latest data year in brackets)	Target type	Activity unit	Scope(s) Covered	Year target approved
------------------------------------	-----------------------	---------------------------------	--	-------------	---------------	---------------------	----------------------------

**Valio Ltd.:** No comparable progress data of SBT(s) was publicly found for Valio Ltd..





**VALLOUREC:** VALLOUREC reported progress on all SBTs.

	129%	26 of a 20% reduction target		38%	2017 to 2025 (2020)	Absolute		Scope 1+2	2020
	154%	38 of a 25% reduction target		38%	2017 to 2025 (2020)	Absolute		Scope 1+2+3	2020
	161%	40 of a 25% reduction target		38%	2017 to 2025 (2020)	Absolute		Scope 3	2020
	74%	33 of a 45% intensity reduction target		38%	2017 to 2025 (2020)	Intensity	per unit of value added	Scope 3	2020


**Value Frontier:** (SME) No comparable progress data of SBT(s) was publicly found for Value Frontier.

**Vasakronan AB:** No comparable progress data of SBT(s) was publicly found for Vasakronan AB.



**Vattenfall AB:** Vattenfall AB reported progress on all SBTs.

	102%	39 of a 38% reduction target		23%	2017 to 2030 (2020)	Absolute		Scope 1+2	2019
	71%	14 of a 20% reduction target		23%	2017 to 2030 (2020)	Absolute		Scope 3	2019


**Ventas, Inc.:** (SME) Ventas, Inc. reported progress on all SBTs.

	45%	13 of a 30% reduction target		17%	2018 to 2030 (2020)	Absolute		Scope 1+2	2021
---	-----	------------------------------	---	-----	---------------------	----------	--	-----------	------









**Veolia Environnement S.A.:** Veolia Environnement S.A. reported progress on all SBTs.

	2%	0 of a 22% reduction target		12%	2018 to 2034 (2020)	Absolute		Scope 1+2	2019
---	----	-----------------------------	---	-----	---------------------	----------	--	-----------	------

**Verallia:** Verallia reported progress on all SBTs.

	18%	5 of a 28% reduction target		9%	2019 to 2030 (2020)	Absolute		Scope 1+2	2021
---	-----	-----------------------------	---	----	---------------------	----------	--	-----------	------





**Veritas Technologies, LLC:** Veritas Technologies, LLC reported progress on all SBTs.

	188%	47 of a 25% reduction target		33%	2019 to 2025 (2021)	Absolute		Scope 1+2	2021
	516%	98 of a 19% reduction target		33%	2019 to 2025 (2021)	Absolute		Scope 3	2021
	-12%	-2 of a 17% reduction target		33%	2019 to 2025 (2021)	Intensity	number of hardware appliances sold	Scope 3	2021
	52%	26 of a 50% reduction target		33%	2019 to 2025 (2021)	Supplier engagement		Scope 3	2021

\* In some cases, companies reported a single science-based target (SBT) as multiple disaggregated targets or reported multiple SBTs as a single aggregated target in their CDP disclosure. In these cases, the SBTs and CDP progress data are presented in separate rows, with the progress data italicized.



Target completion (% completed)	Current target status	Target timeframe (% elapsed)	Target timeframe Base year to target year (latest data year in brackets)	Target type	Activity unit	Scope(s) Covered	Year target approved
------------------------------------	-----------------------	---------------------------------	--	-------------	---------------	---------------------	----------------------------

**Verizon:** Verizon reported progress on all SBTs.





	12% 6 of a 53% reduction target		9% 2019 to 2030 (2020)	Absolute		Scope 1+2	2021
	19% 8 of a 40% reduction target		6% 2019 to 2035 (2020)	Absolute		Scope 3	2021

**Verstegen Spices & Sauces:** (SME) No comparable progress data of SBT(s) was publicly found for Verstegen Spices & Sauces.



**Vestas Wind Systems:** Vestas Wind Systems reported progress for at least one SBT. Information for other SBT(s) could not be publicly found or could not be represented.

	33% 33 of a 100% reduction target		9% 2019 to 2030 (2020)	Absolute		Scope 1+2	2020
---	-----------------------------------	---	------------------------	----------	--	-----------	------









**VF Corporation:** VF Corporation reported progress on all SBTs.

	52% 29 of a 55% reduction target		31% 2017 to 2030 (2021)	Absolute		Scope 1+2	2019
	-2% -1 of a 30% reduction target		31% 2017 to 2030 (2021)	Absolute		Scope 3	2019





**VIÑA CONCHA Y TORO:** VIÑA CONCHA Y TORO reported progress on all SBTs.

	31% 17 of a 55% reduction target		23% 2017 to 2030 (2020)	Absolute		Scope 1+2+3	2019
---	----------------------------------	---	-------------------------	----------	--	-------------	------

**VMware, Inc.:** VMware, Inc reported progress for at least one SBT. Information for other SBT(s) could not be publicly found or could not be represented.

	115% 58 of a 50% reduction target		8% 2019 to 2031 (2020)	Absolute		Scope 1+2	2020
	50% reduction target		2019 to 2031 (2020)	Absolute		Scope 3	2020
	<i>*67% *34 of a 50% reduction target</i>		<i>*8% *2019 to 2031 (2020)</i>	<i>*Absolute</i>		<i>*Scope 3<sup>3</sup></i>	
	<i>*108% *54 of a 50% reduction target</i>		<i>*8% *2019 to 2031 (2020)</i>	<i>*Absolute</i>		<i>*Scope 3<sup>7</sup></i>	
	-9% -6 of a 75% supplier engagement target		17% 2019 to 2025 (2020)	Supplier engagement		Scope 3	2020

















**Vodafone Group Plc:** Vodafone Group Plc reported progress for at least one SBT. Information for other SBT(s) could not be publicly found or could not be represented.

	32% 30 of a 95% reduction target		10% 2020 to 2030 (2021)	Absolute		Scope 1+2	2020
	3% 1 of a 50% reduction target		10% 2020 to 2030 (2021)	Absolute		Scope 3	2020

**VodafoneZiggo:** No comparable progress data of SBT(s) was publicly found for VodafoneZiggo.

**Voi Technology AB:** (SME) No comparable progress data of SBT(s) was publicly found for Voi Technology AB.





\* In some cases, companies reported a single science-based target (SBT) as multiple disaggregated targets or reported multiple SBTs as a single aggregated target in their CDP disclosure. In these cases, the SBTs and CDP progress data are presented in separate rows, with the progress data italicized.

Target completion (% completed)	Current target status	Target timeframe (% elapsed)	Target timeframe Base year to target year (latest data year in brackets)	Target type	Activity unit	Scope(s) Covered	Year target approved
<b>Volkswagen AG:</b> Volkswagen AG reported progress on all SBTs.							
	70%	21 of a 30% reduction target	 17%	2018 to 2030 (2020)	Absolute	Scope 1+2	2020
	47%	14 of a 30% intensity reduction target	 17%	2018 to 2030 (2020)	Intensity	per vehicle kilometer	Scope 3
<b>Volvo Car Group:</b> Volvo Car Group reported progress for at least one SBT. Information for other SBT(s) could not be publicly found or could not be represented.							
	32%	19 of a 60% reduction target	 9%	2019 to 2030 (2020)	Absolute	Scope 1+2	2020
<b>Walmart Inc.:</b> Walmart Inc. reported progress for at least one SBT. Information for other SBT(s) could not be publicly found or could not be represented.							
	50%	17 of a 35% reduction target	 50%	2015 to 2025 (2020)	Absolute	Scope 1+2	2020
<b>WasteBox, Inc.:</b> (SME) No comparable progress data of SBT(s) was publicly found for WasteBox, Inc.							
<b>Weihai Luda Art &amp; Craft Co., Ltd.:</b> (SME) No comparable progress data of SBT(s) was publicly found for Weihai Luda Art & Craft Co., Ltd.							
<b>Wereldhave:</b> (SME) Wereldhave reported progress on all SBTs.							
	71%	21 of a 30% reduction target	 17%	2018 to 2030 (2020)	Absolute	Scope 1+2	2020
<b>Whirlpool Corporation:</b> No comparable progress data of SBT(s) was publicly found for Whirlpool Corporation.							
<b>White House:</b> (SME) No comparable progress data of SBT(s) was publicly found for White House.							
<b>Wihlborgs Fastigheter:</b> (SME) Wihlborgs Fastigheter reported progress on all SBTs.							
	88%	44 of a 50% reduction target	 17%	2018 to 2030 (2020)	Absolute	Scope 1+2	2020
<b>Willhem AB:</b> (SME) No comparable progress data of SBT(s) was publicly found for Willhem AB.							
<b>Williams-Sonoma, Inc.:</b> Williams-Sonoma, Inc. reported progress on all SBTs.							
	33%	16 of a 50% reduction target	 18%	2019 to 2030 (2021)	Absolute	Scope 1+2	2021
	72%	10 of a 14% reduction target	 18%	2019 to 2030 (2021)	Absolute	Scope 3	2021
<b>Willmott Dixon Holdings Limited:</b> No comparable progress data of SBT(s) was publicly found for Willmott Dixon Holdings Limited.							

\* In some cases, companies reported a single science-based target (SBT) as multiple disaggregated targets or reported multiple SBTs as a single aggregated target in their CDP disclosure. In these cases, the SBTs and CDP progress data are presented in separate rows, with the progress data italicized.



Target completion (% completed)	Current target status	Target timeframe (% elapsed)	Target timeframe Base year to target year (latest data year in brackets)	Target type	Activity unit	Scope(s) Covered	Year target approved
------------------------------------	-----------------------	---------------------------------	--	-------------	---------------	---------------------	----------------------------

**Wipro:** Wipro reported progress for at least one SBT. Information for other SBT(s) could not be publicly found or could not be represented.

	93%	45 of a 48% reduction target		31%	2017 to 2030 (2021)	Absolute	Scope 1+2	2018
	249%	75 of a 30% reduction target		31%	2017 to 2030 (2021)	Absolute	Scope 3	2018






**Withincompliance LLC dba Virtuosity Consulting:** (SME) No comparable progress data of SBT(s) was publicly found for Withincompliance LLC dba Virtuosity Consulting.

**Woolworths Group Limited:** Woolworths Group Limited reported progress for at least one SBT. Information for other SBT(s) could not be publicly found or could not be represented.





	38%	24 of a 63% reduction target		33%	2015 to 2030 (2020)	Absolute	Scope 1+2	2020
---	-----	------------------------------	---	-----	---------------------	----------	-----------	------

**Woolworths Holdings Ltd.:** No comparable progress data of SBT(s) was publicly found for Woolworths Holdings Ltd.





**Workspace Group PLC:** Workspace Group PLC reported progress on all SBTs.

	39%	16 of a 42% reduction target		18%	2020 to 2030 (2021)	Absolute	Scope 1+2	2020	
	100%	100 of a 100% renewable electricity procurement target		10%	2020 to 2030 (2021)	Renewable electricity	Scope 2	2020	
	221%	44 of a 20% intensity reduction target		18%	2020 to 2030 (2021)	Intensity	per net lettable area	Scope 3	2020



**Worldline:** Worldline reported progress for at least one SBT. Information for other SBT(s) could not be publicly found or could not be represented.

	66%	33 of a 51% intensity reduction target		29%	2018 to 2025 (2020)	Intensity	per unit revenue	Scope 1+2+3	2019
	40%	33 of an 83% intensity reduction target		12%	2018 to 2035 (2020)	Intensity	per unit revenue	Scope 1+2+3	2019





**WPP Plc:** WPP Plc reported progress on all SBTs.

	48%	41 of an 84% reduction target		17%	2019 to 2025 (2020)	Absolute	Scope 1+2	2021
	9%	5 of a 50% reduction target		9%	2019 to 2030 (2020)	Absolute	Scope 3	2021

**WSP Global Inc.:** WSP Global Inc. reported progress for at least one SBT. Information for other SBT(s) could not be publicly found or could not be represented.

	42%	13 of a 30% reduction target		17%	2018 to 2030 (2020)	Absolute	Scope 3	2021
---	-----	------------------------------	---	-----	---------------------	----------	---------	------



**Xerox Corporation:** Xerox Corporation reported progress on all SBTs.

	83%	50 of a 60% reduction target		29%	2016 to 2030 (2020)	Absolute	Scope 1+2	2021
	95%	33 of a 35% reduction target		29%	2016 to 2030 (2020)	Absolute	Scope 3	2021

\* In some cases, companies reported a single science-based target (SBT) as multiple disaggregated targets or reported multiple SBTs as a single aggregated target in their CDP disclosure. In these cases, the SBTs and CDP progress data are presented in separate rows, with the progress data italicized.

Target completion (% completed)	Current target status	Target timeframe (% elapsed)	Target timeframe Base year to target year (latest data year in brackets)	Target type	Activity unit	Scope(s) Covered	Year target approved
------------------------------------	-----------------------	---------------------------------	--	-------------	---------------	---------------------	----------------------------





**Yamaha Corporation:** Yamaha Corporation reported progress for at least one SBT. Information for other SBT(s) could not be publicly found or could not be represented.

	37%	12 of a 32% reduction target		31%	2017 to 2030 (2021)	Absolute	Scope 1+2	2019
---	-----	------------------------------	---	-----	---------------------	----------	-----------	------







**Yashima Construction Co, Ltd.:** (SME) No comparable progress data of SBT(s) was publicly found for Yashima Construction Co,ltd.

**YKK AP Inc.:** No comparable progress data of SBT(s) was publicly found for YKK AP Inc.

**YKK Corporation:** YKK Corporation reported progress on all SBTs.


	41%	20 of a 50% reduction target		25%	2018 to 2030 (2021)	Absolute	Scope 1+2	2021
	120%	36 of a 30% reduction target		25%	2018 to 2030 (2021)	Absolute	Scope 3	2021

**Yum! Brands, Inc.:** Yum! Brands, Inc. reported progress on all SBTs.

	2%	1 of a 46% reduction target		9%	2019 to 2030 (2020)	Absolute	Scope 1+2	2021	
	36%	17 of a 46% intensity reduction target		9%	2019 to 2030 (2020)	Intensity	per metric ton of beef, poultry, dairy, and packaging	Scope 3	2021
	-24%	-11 of a 46% intensity reduction target		9%	2019 to 2030 (2020)	Intensity	per restaurant	Scope 3	2021

**YUTACOLGY Co.,Ltd.:** (SME) No comparable progress data of SBT(s) was publicly found for YUTACOLGY Co.,Ltd.

**Zalando SE:** Zalando SE reported progress for at least one SBT. Information for other SBT(s) could not be publicly found or could not be represented.

	81%	64 of an 80% reduction target		38%	2017 to 2025 (2020)	Absolute	Scope 1+2	2020
	100%	100 of a 100% renewable electricity procurement target		38%	2017 to 2025 (2020)	Renewable electricity	Scope 2	2020

**ZHEJIANG MAYANG INDUSTRIES CO., LTD.:** (SME) No comparable progress data of SBT(s) was publicly found for ZHEJIANG MAYANG INDUSTRIES CO.,LTD.

\* In some cases, companies reported a single science-based target (SBT) as multiple disaggregated targets or reported multiple SBTs as a single aggregated target in their CDP disclosure. In these cases, the SBTs and CDP progress data are presented in separate rows, with the progress data italicized.



SCIENCE  
BASED  
TARGETS

DRIVING AMBITIOUS CORPORATE CLIMATE ACTION

For general information and technical queries:

[info@sciencebasedtargets.org](mailto:info@sciencebasedtargets.org)  
[sciencebasedtargets.org](https://sciencebasedtargets.org)



@ScienceTargets



/science-based-targets

Partner organizations



United Nations  
Global Compact



WORLD  
RESOURCES  
INSTITUTE



First published May 2022.  
Updated June 2022.