



SCIENCE BASED TARGETS INITIATIVE  
**NET-ZERO**

Net-Zero Standard Launch Event

28<sup>th</sup> October, 2021



## WELCOME & HOUSEKEEPING

- This event is being recorded.
- We will send all registrants a copy of the presentation and the recording.
- Please ask your questions for the panel section in the Q&A box.



## AGENDA

- 1 Welcome**
- 2 Opening** – UN High-level Climate Action Champion Nigel Topping
- 3 Panel** – Conversation on Net-Zero with business, science, and civil society
- 4 Introduction to the Net-Zero Standard** – Presentation by SBTi Team
- 5 Net-Zero in Practice** – A Case Study from Ørsted (Session 1) and JLL (Session 2)
- 6 Wrap-up and Call to Action**

# Opening – Session 1



**OLWEN  
SMITH**

**Regional Lead, UK &  
Worldwide, Call to Action**  
Science Based Targets  
initiative



**NIGEL  
TOPPING**

**UN High-Level Climate  
Action Champion**

# Opening – Session 2



**PAOLA  
DELGADO LUNA**

**Head of Engagement**

Science Based Targets  
initiative



**NIGEL  
TOPPING**

**UN High-Level Climate  
Action Champion**



# CONVERSATION ON NET-ZERO WITH BUSINESS, SCIENCE, AND CIVIL SOCIETY

# PANEL – Session 1



**PATRICK  
FRICK**

**Lead Facilitator**

Global Commons Alliance



**MIKIKO  
KAINUMA**

**Senior Research Advisor**


Institute for Global  
Environmental Strategies



**MICHAEL  
HUGMAN**

**Director, Climate Finance**

Children's Investment Fund  
Foundation (CIFF)



**NARAYAN  
P S**

**Global Head, Sustainability  
and Social Initiatives**

Wipro Ltd



**NICOLAS  
CLERGET**

**Global Sustainable  
Development Manager**

The HEINEKEN Company

# PANEL – Session 2



**PATRICK  
FRICK**

**Lead Facilitator**  
Global Commons Alliance



**EMILY  
HICKSON**

**Head of Advocacy and  
Climate Lead**  
The B Team



**MICHAEL  
HUGMAN**

**Director, Climate Finance**  
Children's Investment Fund  
Foundation (CIFF)



**DOREEN  
STABINSKY**

**Professor of Global  
Environmental Politics**  
College of the Atlantic



**NOORA  
SINGH**

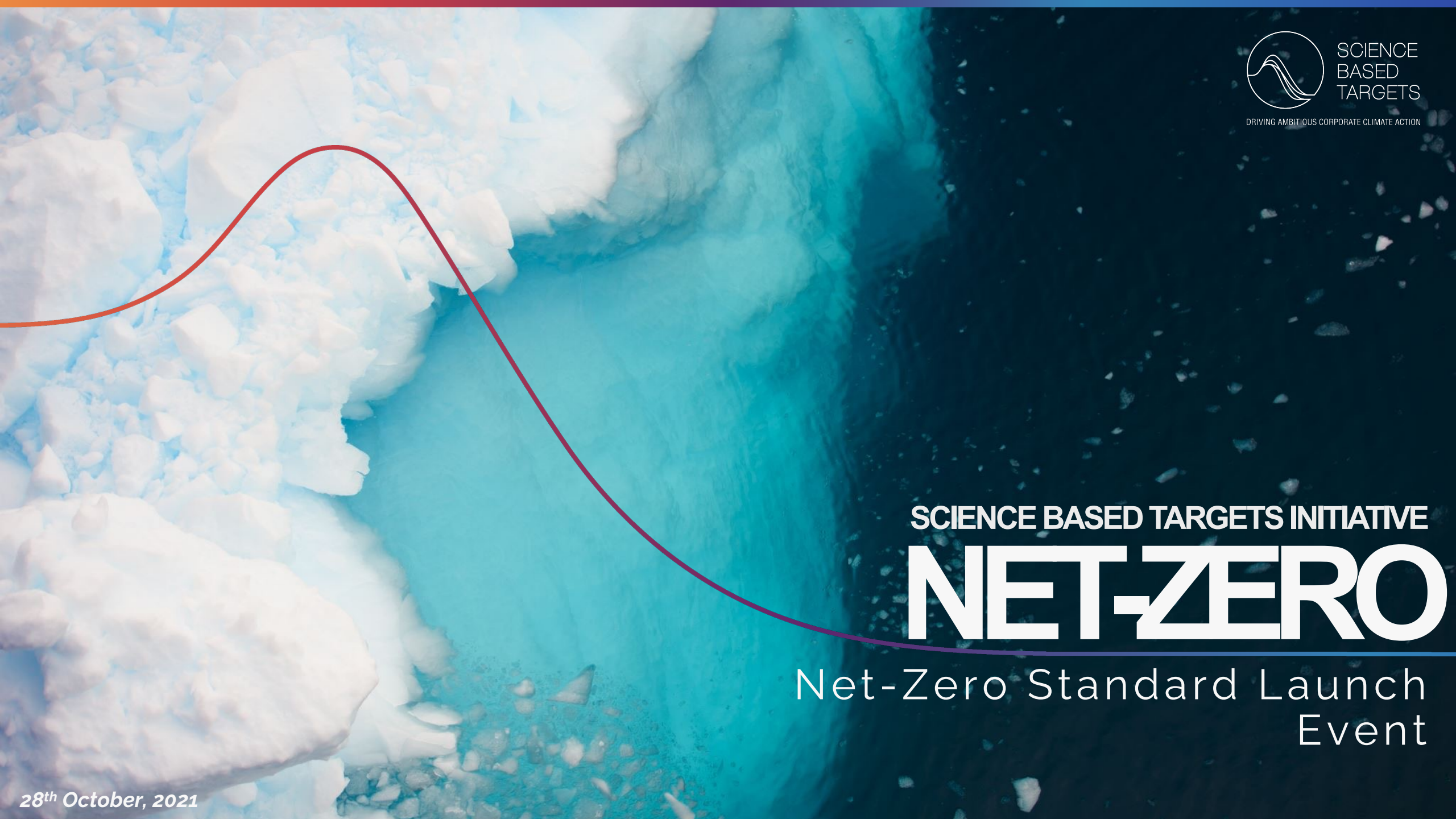
**Global Director of  
Sustainability**  
PepsiCo



**KAROL  
GOBCZYNSKI**

**Head of Climate  
& Energy**  
Ingka Group | IKEA






SCIENCE BASED TARGETS INITIATIVE

# NET-ZERO

Net-Zero Standard Launch  
Event

28<sup>th</sup> October, 2021

# Presentation – Session 1



**ALBERTO  
CARRILLO PINEDA**

**Managing Director & Co-  
Founder**

Science Based Targets  
initiative



**EMMA  
WATSON**

**Net-Zero Senior Manager**

Science Based Targets  
initiative



**MCKENNA  
SMITH**

**Target Validation Manager**

Science Based Targets  
initiative

# Presentation – Session 2




**CYNTHIA  
CUMMIS**

**Technical Director & Co-  
Founder**  
Science Based Targets  
initiative



**EMMA  
WATSON**

**Net-Zero Senior Manager**  
Science Based Targets  
initiative



**PAULINA  
TARRANT**

**Net-Zero Engagement  
Manager**  
Science Based Targets  
initiative



**ANDRES  
CHANG**

**Research Manager**  
Science Based Targets  
initiative



## AGENDA

- 1 Introduction to science-based targets
- 2 Why has the SBTi developed a Net-Zero Standard?
- 3 How has the SBTi developed the Net-Zero Standard?
- 4 What is a science-based net-zero target?
- 5 Acknowledgements and appreciation
- 6 Call to action



SCIENCE  
BASED  
TARGETS

DRIVING AMBITIOUS CORPORATE CLIMATE ACTION

# INTRODUCTION TO SCIENCE-BASED TARGETS

# INTRODUCTION TO THE SBTi

What is the Science Based Targets initiative?



SCIENCE  
BASED  
TARGETS

DRIVING AMBITIOUS CORPORATE CLIMATE ACTION

The Science Based Targets initiative (SBTi) is a **global body** enabling businesses to set **ambitious emissions reductions** targets in line with the **latest climate science**.

Founding Partners



United Nations  
Global Compact



WORLD  
RESOURCES  
INSTITUTE



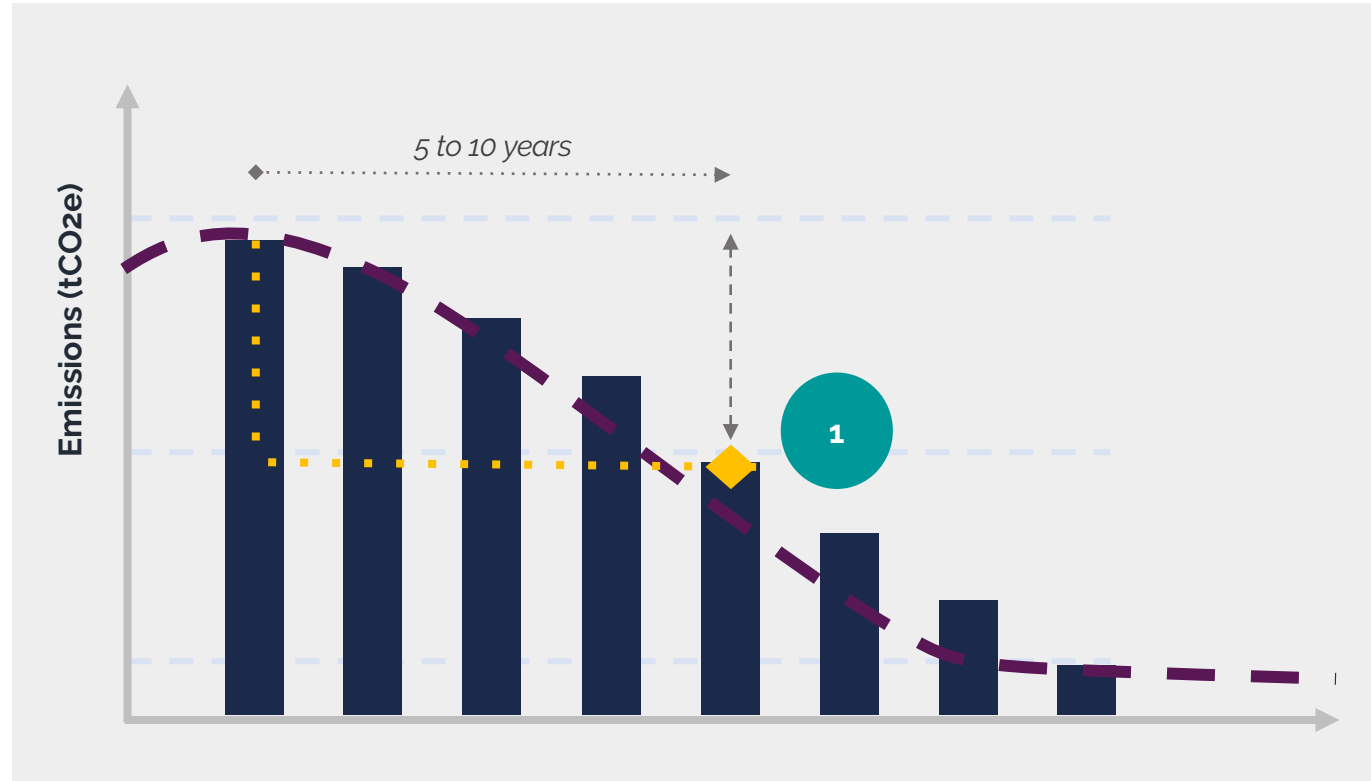
In collaboration with

WE MEAN  
BUSINESS  
COALITION



# INTRODUCTION TO THE SBTi

What are science-based targets?



1 Science-based emission reduction target (SBTs)

Emissions pathway aligned to a Paris temperature goal

Science-based targets help companies determine **how much** and **how fast** they need to reduce GHG emissions to align with efforts to limit warming to **1.5°C**.

# INTRODUCTION TO THE SBTi

Progress to date

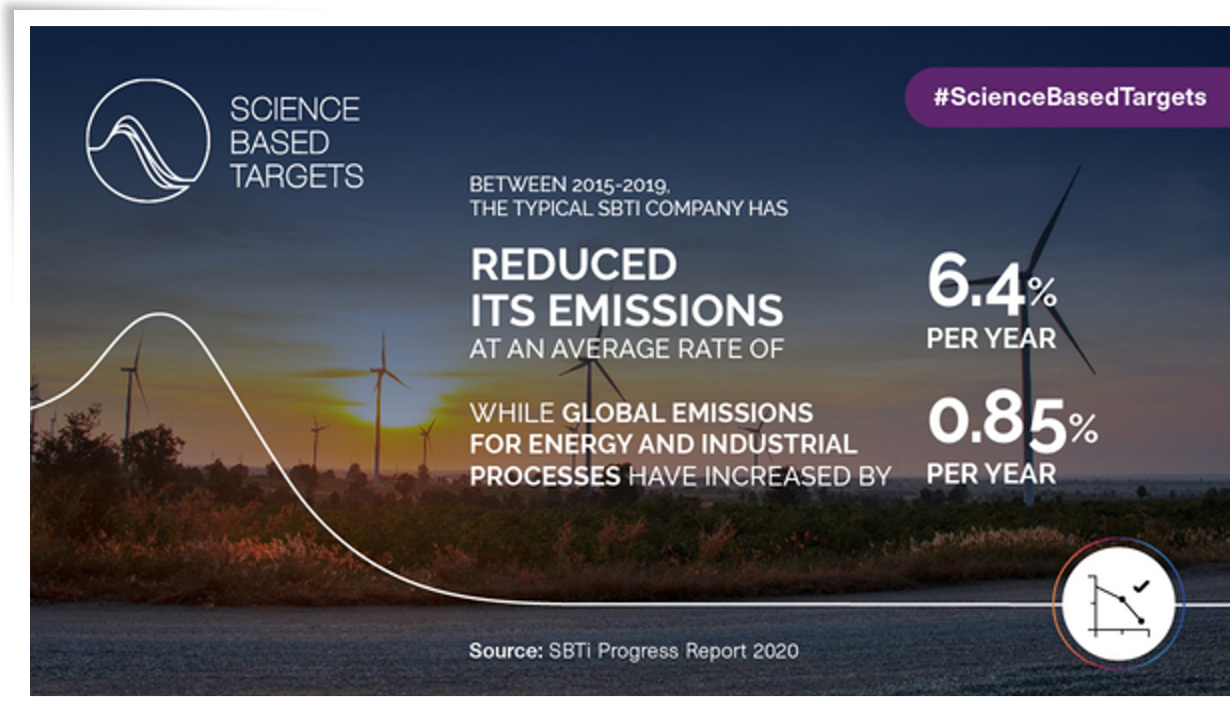


To learn more about the progress of the initiative, consult the [SBTi Progress Report 2020](#).



# INTRODUCTION TO THE SBTi

## PROGRESS TO DATE



### Companies with science-based targets are delivering emissions reductions at scale.

- ▶ Companies with science-based targets reduced emissions by **25% between 2015-2020**, compared with **an increase of 3.4%** in global emissions from energy and industrial processes.
- ▶ The typical company with SBTs reduced direct (scope 1 and 2) emissions at a linear annual rate of **6.4%**. This **exceeds** the rate required by the SBTi's criteria to meet 1.5°C scenarios (4.2%).

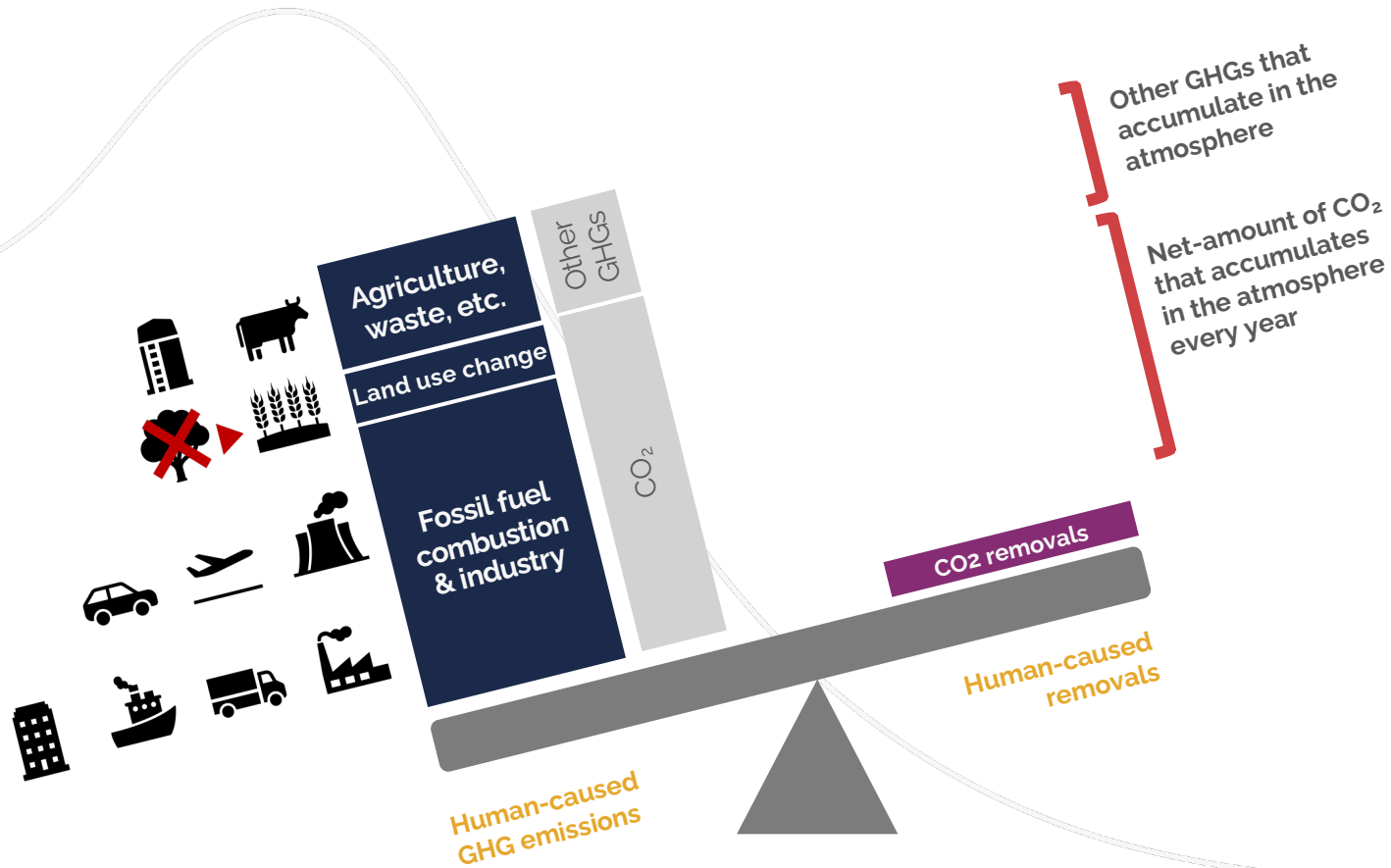
Source: [SBTi Progress Report 2020](#).



# WHY HAS THE SBTI DEVELOPED THE NET- ZERO STANDARD?

# What does net-zero mean?

Understanding net-zero at the global level

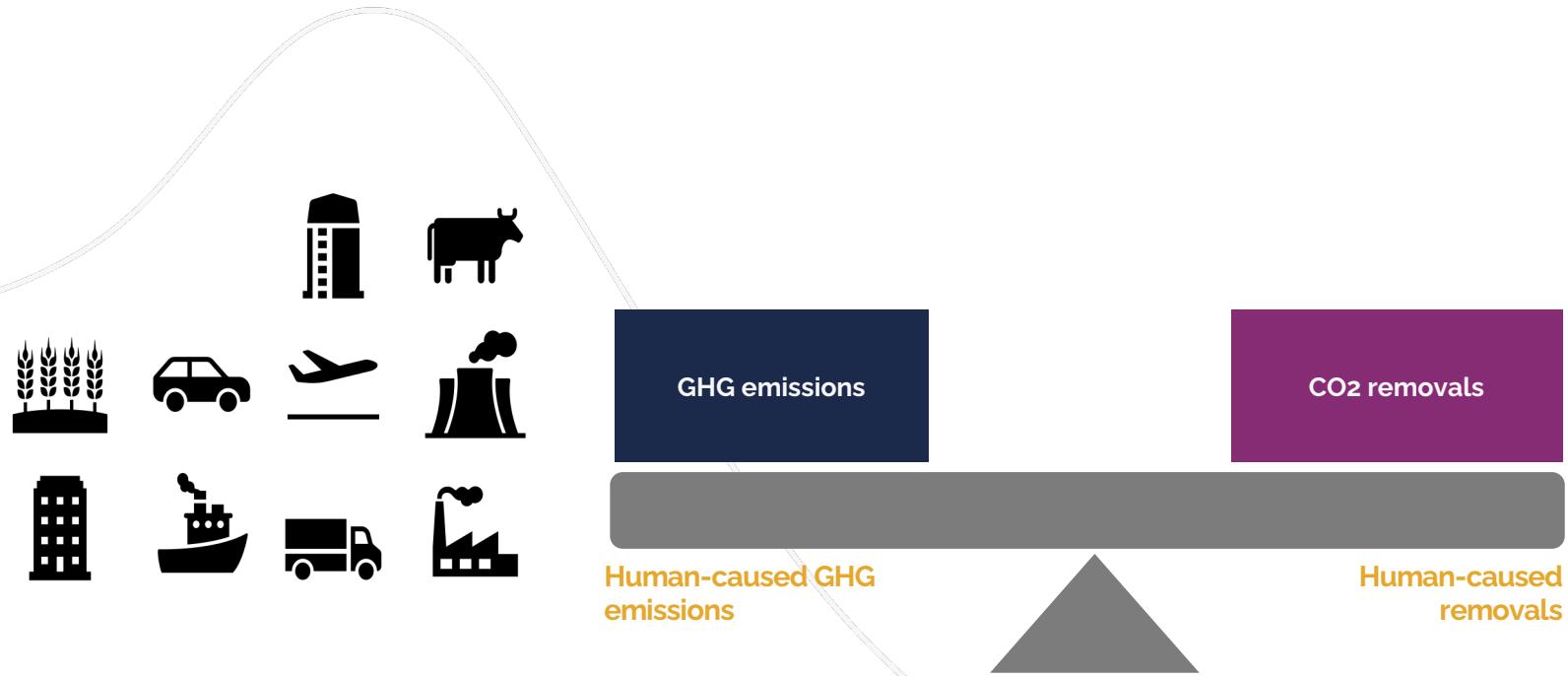


The **imbalance** between the amount of greenhouse gases (GHGs) released into the atmosphere by humans and the amount of carbon absorbed by natural sinks, results in a net accumulation of GHGs in the atmosphere.

Accumulation of GHGs in the atmosphere is the main driver of anthropogenic climate change.

# What does net-zero mean?

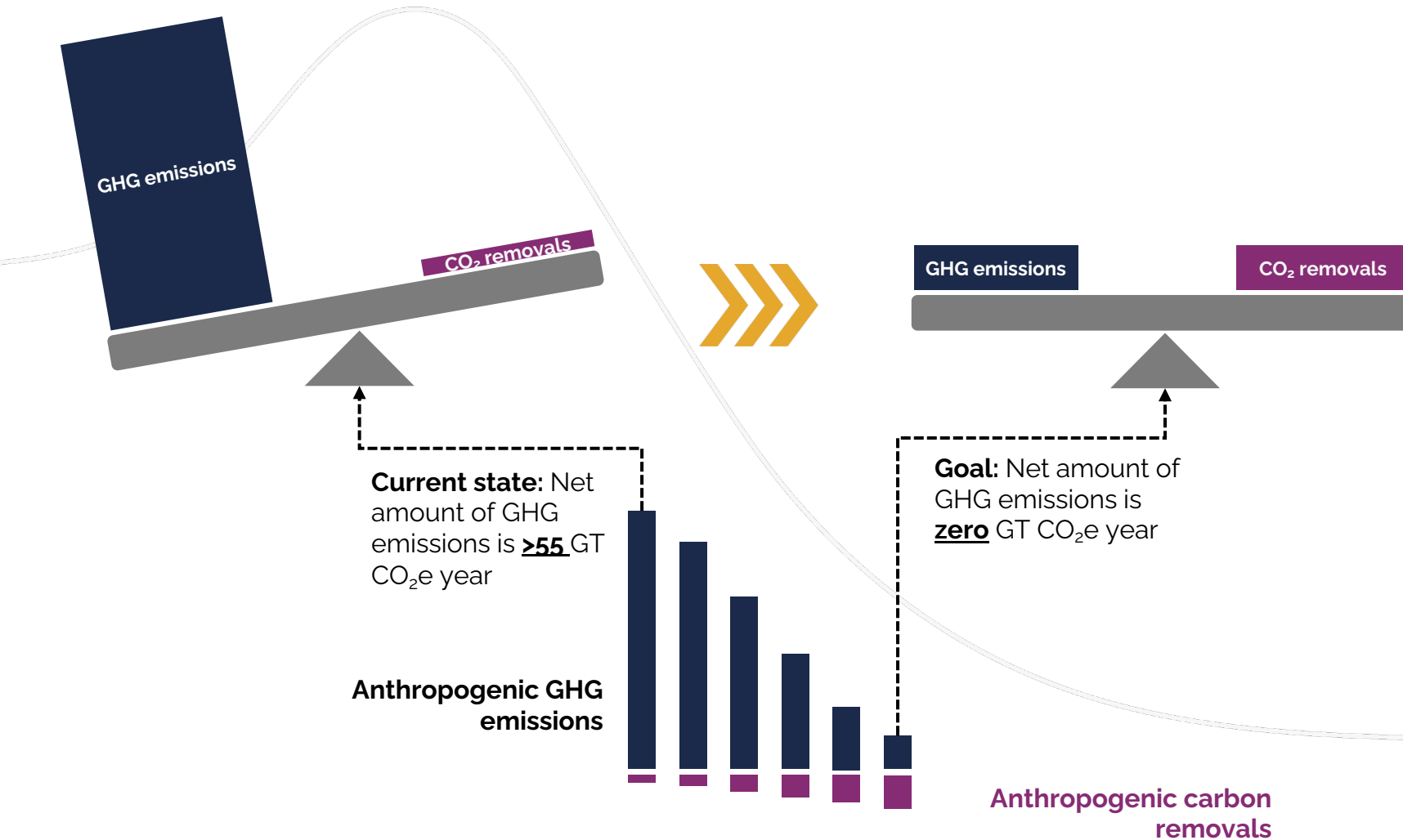
Understanding net-zero at the global level



To halt global warming, we need to reach a **balance** between anthropogenic emissions sources and removals. A state known as **net-zero emissions**.

# What does net-zero mean?

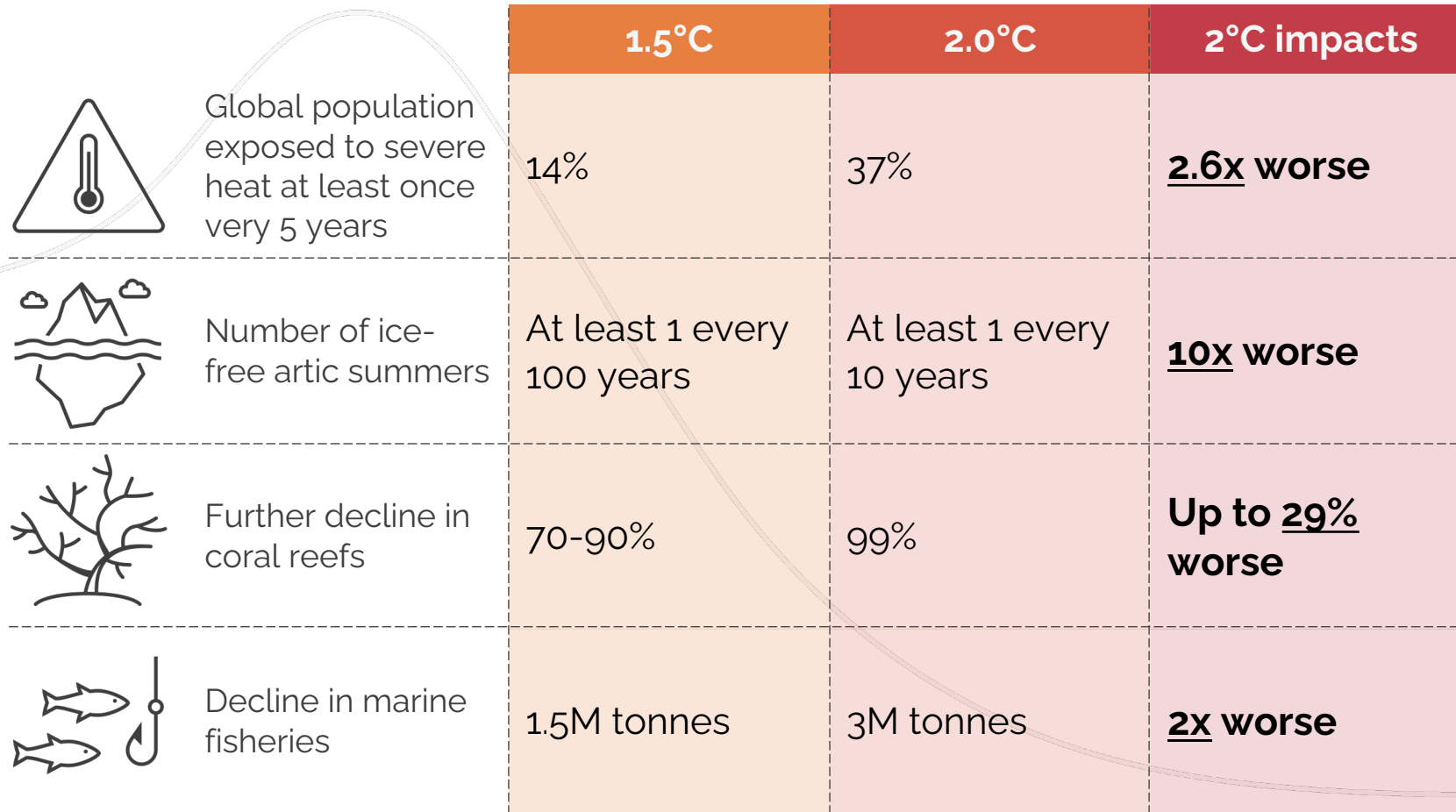
Understanding net-zero at the global level







To limit global warming to 1.5°C, we must reach net-zero carbon emissions **no later than 2050**.

# Why has the SBTi developed a Net-Zero Standard?

The science behind aiming for 1.5°C



	1.5°C	2.0°C	2°C impacts
 Global population exposed to severe heat at least once every 5 years	14%	37%	<b><u>2.6x</u> worse</b>
 Number of ice-free arctic summers	At least 1 every 100 years	At least 1 every 10 years	<b><u>10x</u> worse</b>
 Further decline in coral reefs	70-90%	99%	<b>Up to <u>29%</u> worse</b>
 Decline in marine fisheries	1.5M tonnes	3M tonnes	<b><u>2x</u> worse</b>

Despite understanding the **severity** of climate change impacts, current policies put us on track for **between 2.7–3.1°C**.

# Why has the SBTi developed a Net-Zero Standard?

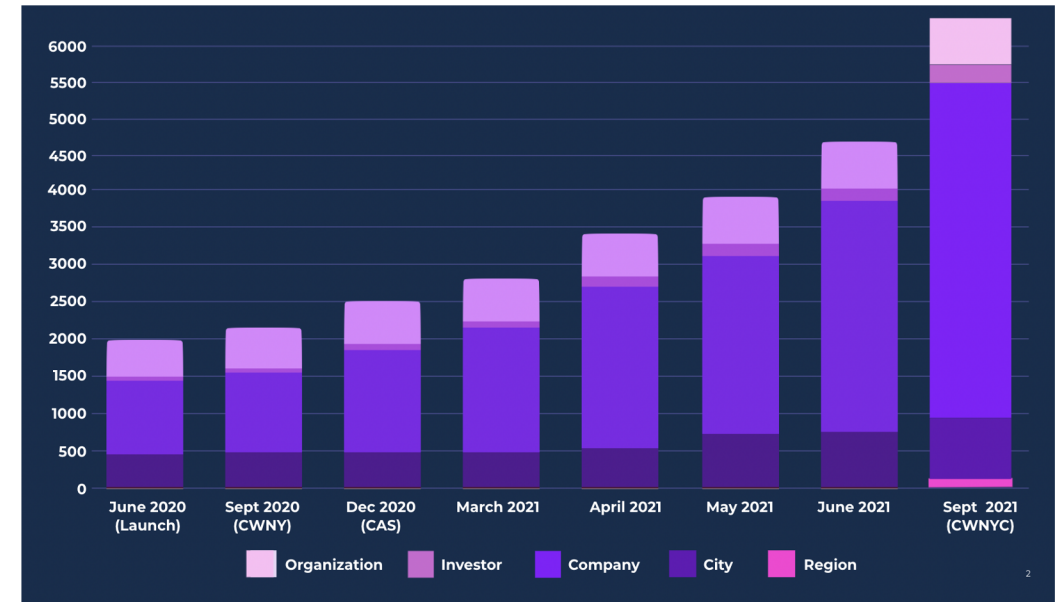
Since the release of the IPCC Special Report on 1.5°C, there has been rapid growth in the adoption of net-zero pledges.

## Net-zero coverage

### GLOBAL NET ZERO COVERAGE



## Growth in UNFCCC Race to Zero campaign



*1 in 3 of the largest listed companies in G20 countries now have net-zero targets, up from 1 in 5 last year*

Source: ECIU, October, 2021

Source: Race to Zero, Sep, 2021

# Why has the SBTi developed a Net-Zero Standard?

Net-zero targets differ across four key dimensions:

Dimension	Options (non-exhaustive)			
Scope of climate impact	CO <sub>2</sub>	All GHGs	GHG & other	
Scope of activities	Operations	Value chain	Products	Others
Mitigation strategy	Emission reduction	Negative emissions	Carbon finance	Avoided emissions
Timeframe	Short-term		Long-term	

Corporate net-zero targets can play a critical role in addressing the climate emergency, but the lack of a robust benchmark has triggered scepticism around net-zero as a concept.

Common criticisms include:

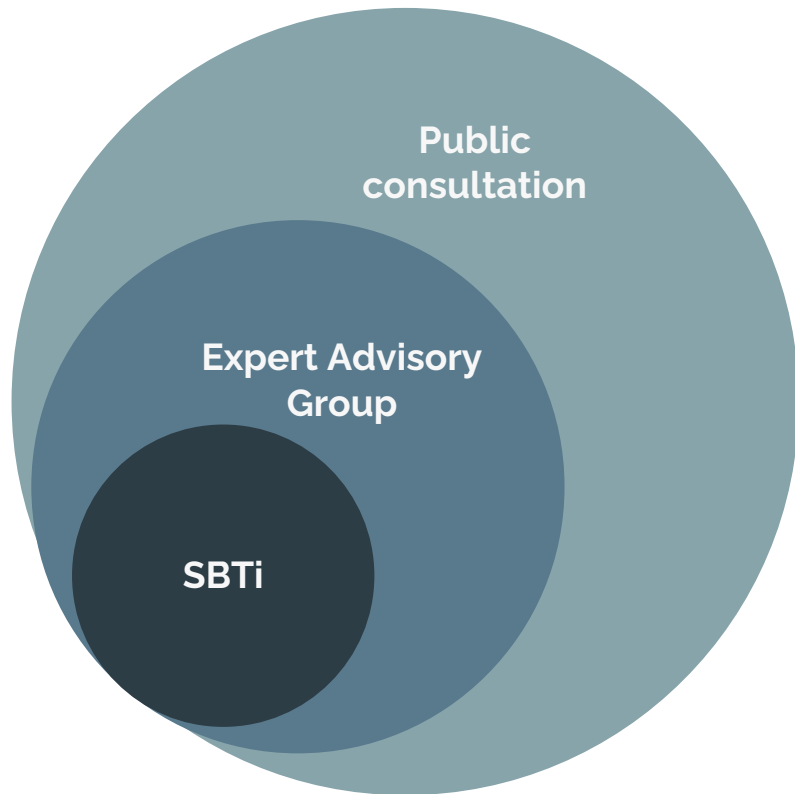
- **Incomplete boundary:** Selective inclusion of emission sources in corporate net-zero targets
- **Delayed action:** Lack of interim milestones for long-term targets.
- **Mitigation deterrence:** Focus on offsetting instead of on reducing emissions.
- **Poor accountability:** Lack of scrutiny and accountability on voluntary commitments.





# HOW HAS THE SBTI DEVELOPED THE NET- ZERO STANDARD?

# Net-Zero Standard: Robust process built on best practice



- Following a robust and transparent stakeholder process building upon the ISEAL Standard-Setting Code of Good Practice and the GHG Protocol standard setting process.
- Consulting a balanced and diverse **Expert Advisory Group (EAG)** that provided direction to develop criteria.
  - The SBTi aimed to **build consensus** with the EAG.
  - If consensus was not reached, the SBTi made a final decision considering the different perspectives.
- Engaging regularly with the **SBTi Technical and Scientific Advisory Groups** to consult on technical aspects, including scenarios to determine residual emissions and target setting methods.

# Net-Zero Standard: thorough, transparent, and inclusive

2020

2021

Sep

**Publication  
of the Net-  
Zero  
Foundations  
Paper**

Oct

**Set up of  
Expert  
Advisory  
Group**

*A balanced and diverse group of 42 experts from civil society, academia, & business has guided the development of the standard*

Jan

**Initial draft  
of criteria**

Feb-Mar

**1st public  
consultation**

*Nearly 400 participants from 37 different countries and a variety of sectors participated in the first public consultation*

Jul-Aug

**Road-  
testing  
process**

*84 companies participated to trial the target setting tool, review the criteria and guidance, and provide feedback*

Sep-Oct

**2nd public  
consultation**

*167 participants participated in the pre-launch consultation*

Oct-Nov

**Launch**

# Four key resources for companies to set net-zero targets

## Getting Started Guide

A simple, step-by-step guide that allows companies to understand how to set net-zero targets.

## SBTi Corporate Net-Zero Standard

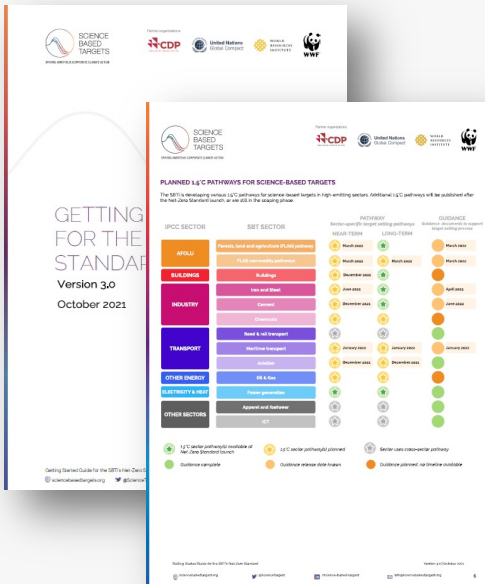
Provides criteria, guidance and recommendations to support corporates in setting net-zero targets.

## SBTi Corporate Net-Zero Criteria

The criteria companies' net-zero targets must meet to be approved by the SBTi.

## Net-Zero Tool

Target-setting tool to calculate long-term SBTs in line with the Net-Zero Standard.\*



1. ABSOLUTE EMISSIONS BASED TARGET SETTING METRICS	
Section 5.1 Input data (absolute targets)	
Company name	ABC
Year	2025
Scope 1	1000000
Scope 2	2000000
Scope 3	3000000
Section 5.2 Absolute target results	
Year 2025	1000000
Year 2030	2000000
Year 2035	3000000
Year 2040	4000000
Year 2045	5000000
Year 2050	6000000
Year 2055	7000000
Year 2060	8000000
Year 2065	9000000
Year 2070	10000000
Year 2075	11000000
Year 2080	12000000
Year 2085	13000000
Year 2090	14000000
Year 2095	15000000
Year 2100	16000000

\* In a future update, the Net-Zero Tool and current SBTi target-setting tool for near-term SBTs will be combined.

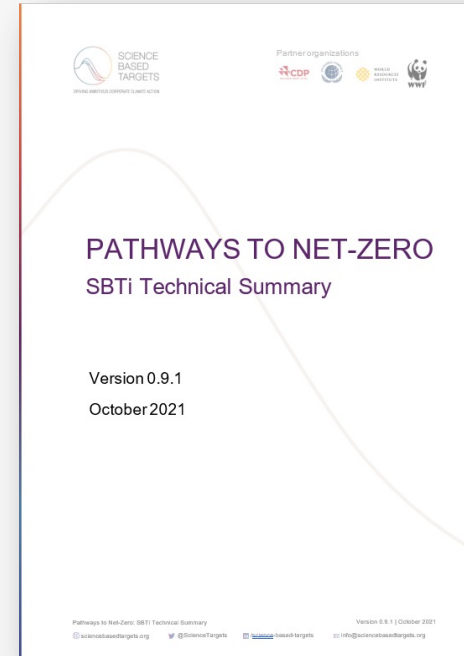
# Two key resources explain the Net-Zero Standard technical details

## Net-Zero Foundations paper




This paper lays out the conceptual foundations for credible, science-based net-zero targets for the corporate sector.

## Pathways to Net-Zero

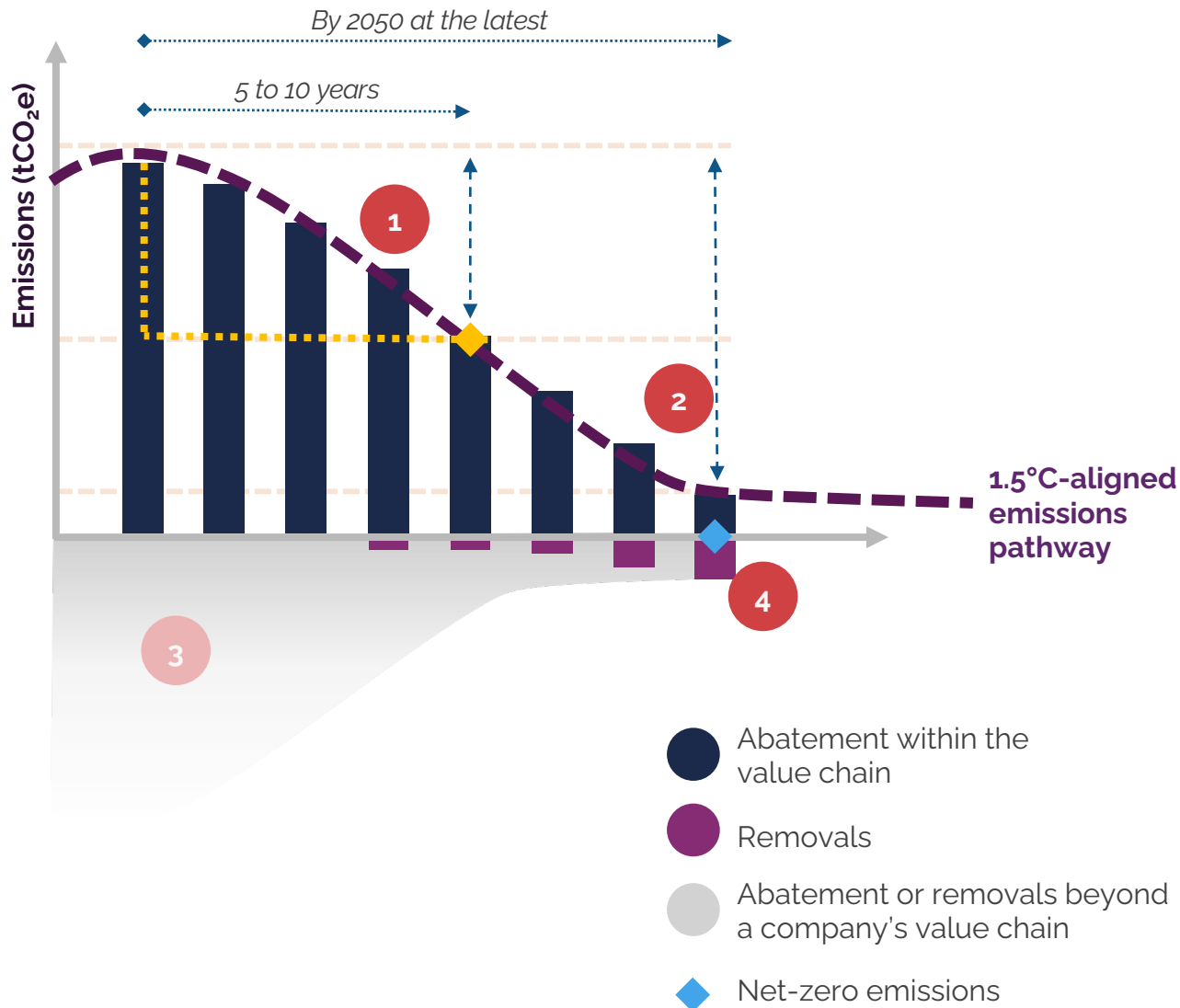


Produced in collaboration with more than a dozen pioneering academics, IPCC lead authors and mitigation experts, this technical summary provides an overview of how the SBTi selects mitigation pathways to steer action.



# WHAT IS A SCIENCE- BASED NET-ZERO TARGET?

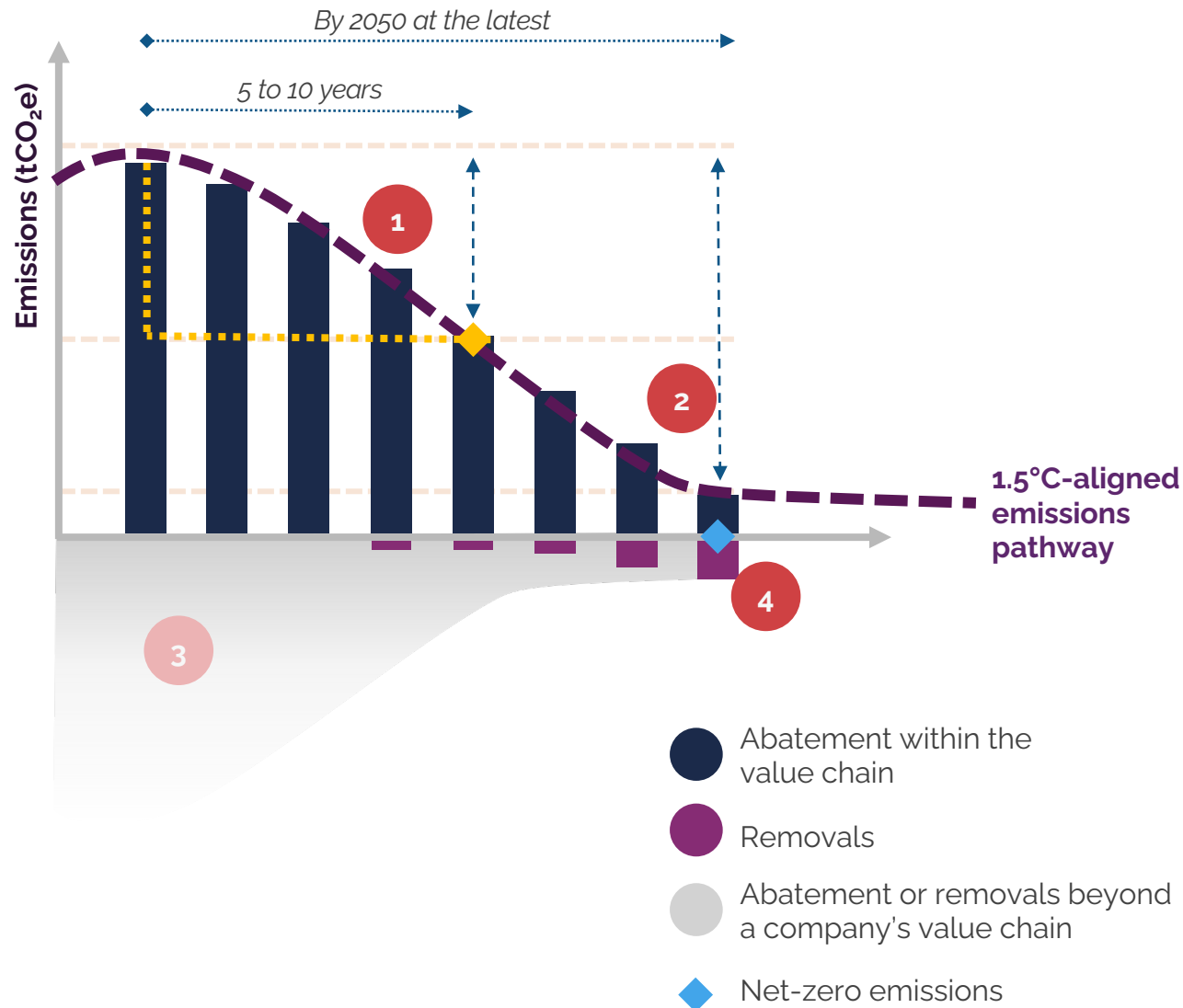
# Four key elements make up the Net-Zero Standard framework



**1** To set near-term science-based targets:  
5-10 year emission reduction targets in line with 1.5°C pathways

Required Recommended

# Four key elements make up the Net-Zero Standard framework



**1 To set near-term science-based targets:**  
5-10 year emission reduction targets in line with 1.5°C pathways

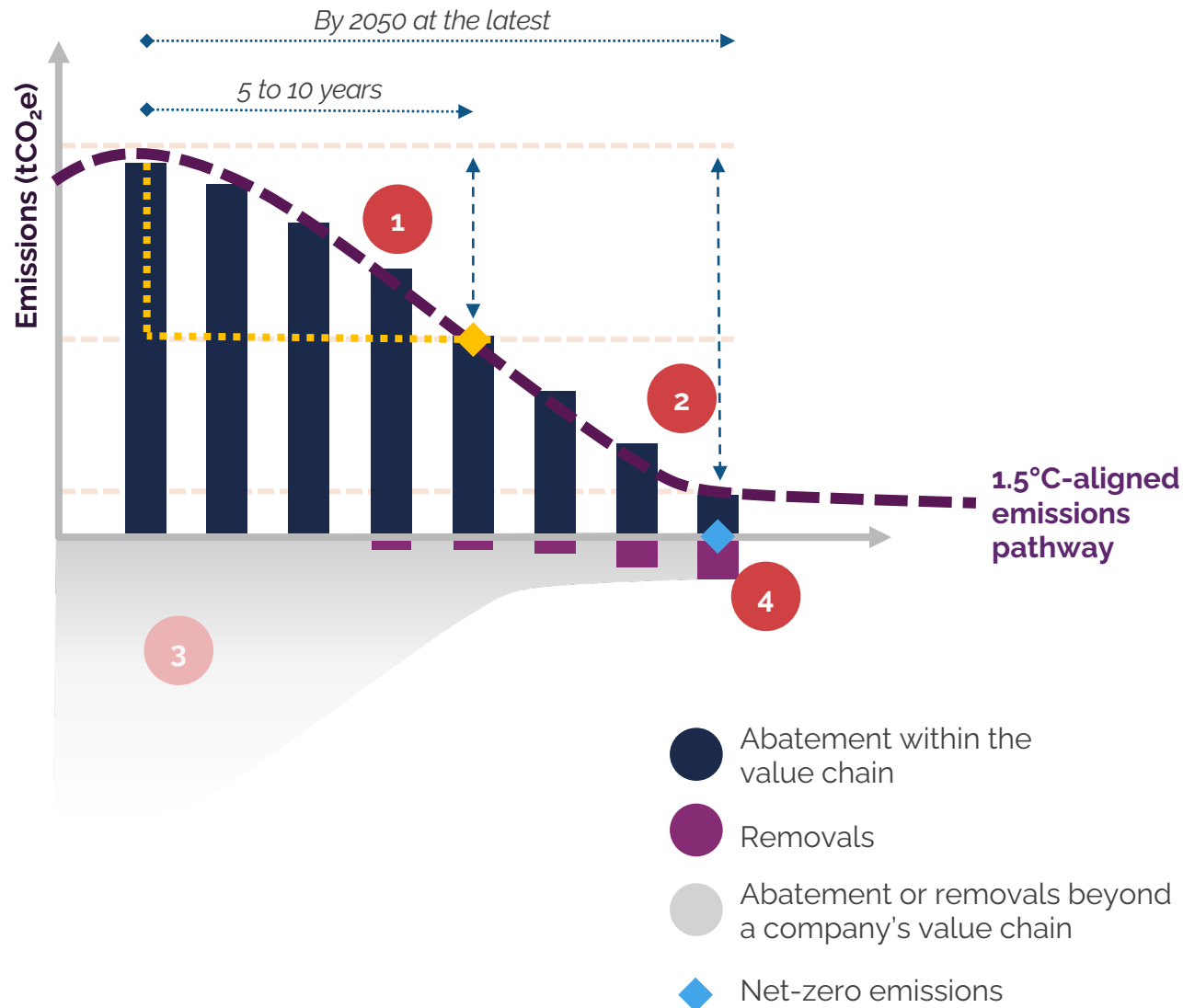
**2 To set long-term science-based targets:**  
Target to reduce emissions to a residual level in line with 1.5°C scenarios by no later than 2050

*Most companies will be required to reduce emissions by 90% or more before reaching net-zero.*

Required Recommended



# Four key elements make up the Net-Zero Standard framework



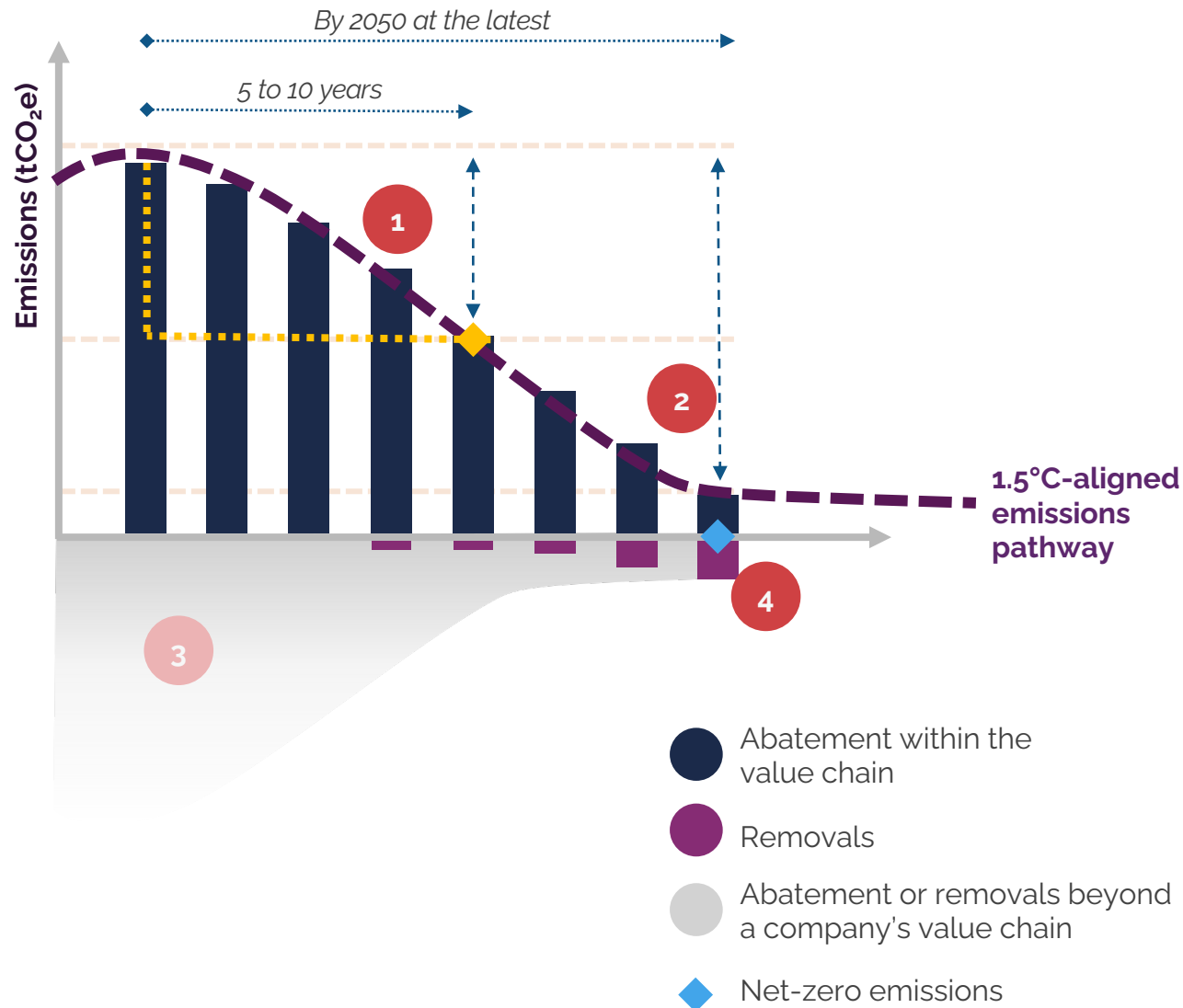
**1 To set near-term science-based targets:**  
5-10 year emission reduction targets in line with 1.5°C pathways

**2 To set long-term science-based targets:**  
Target to reduce emissions to a residual level in line with 1.5°C scenarios by no later than 2050

**Beyond value chain mitigation:**  
In the transformation to net-zero, companies should take action to mitigate emissions beyond their value chains. For example, purchasing high-quality, jurisdictional REDD+ credits or investing in direct air capture (DAC) and geologic storage

Required Recommended

# Four key elements make up the Net-Zero Standard framework



**1** To set near-term science-based targets:  
5-10 year emission reduction targets in line with 1.5°C pathways

**2** To set long-term science-based targets:  
Target to reduce emissions to a residual level in line with 1.5°C scenarios by no later than 2050

**3** Beyond value chain mitigation:  
In the transition to net-zero, companies should take action to mitigate emissions beyond their value chains. For example, purchasing high-quality, jurisdictional REDD+ credits or investing in direct air capture (DAC) and geologic storage

**4** Neutralization of residual emissions:  
GHGs released into the atmosphere when the company has achieved their long-term SBT must be counterbalanced through the permanent removal and storage of carbon from the atmosphere

Required Recommended

# Four considerations for setting near-and long-term SBTs



## Boundary

How much coverage or your emissions inventory is required?

Scope 1+2: **95%**

Scope 3: If >40% of total emissions, **67% coverage**



## Ambition

What is the ambition level in terms of limiting temperature rise?

Scope 1+2: **1.5°C**

Scope 3: **Well-below 2°C**



## Timeframe

What is the maximum timeframe to meet your targets?

**5-10 years**



## Methods

What are the eligible methods to set your targets?

1. Absolute contraction
2. Physical intensity convergence
3. Renewable electricity
4. Supplier or customer engagement\*
5. Economic intensity\*
6. Physical intensity contraction\*



Near-term science-based target



Long-term science-based target

Scope 1+2: **95%**

Scope 3: **90%**

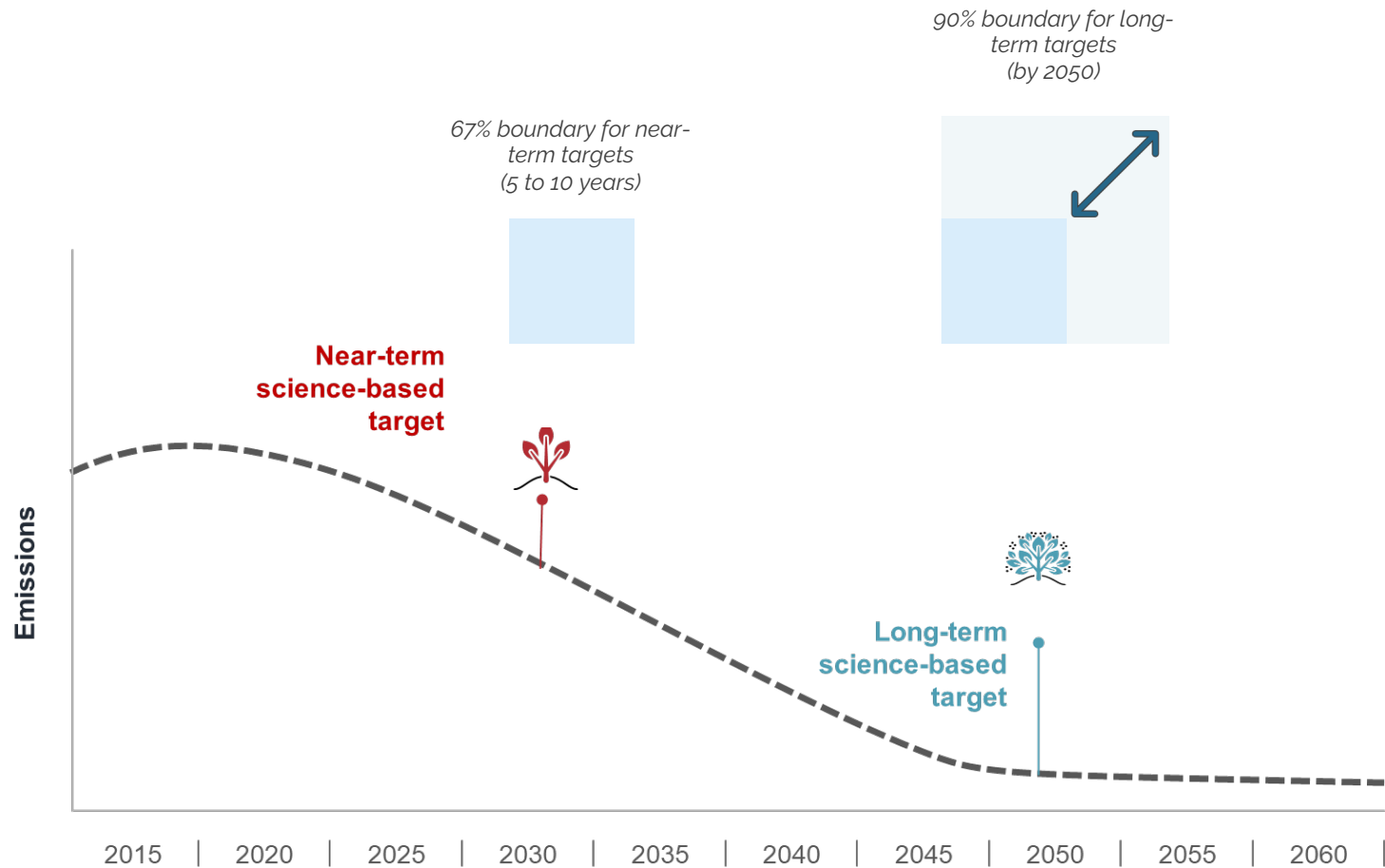
Scope 1+2+3: **1.5°C**

**2050 latest**

1. Absolute contraction
2. Physical intensity convergence
3. Renewable electricity
4. Economic intensity\*
5. Physical intensity contraction\*

\* Scope 3 only

# Acknowledging challenges with Scope 3, the Standard is following an expansive boundary approach



A comprehensive target boundary is necessary for companies to make credible net-zero claims. However, acknowledging the challenges with Scope 3 data, **the Net-Zero Standard is following an expansive boundary approach.**

This gradual increase in ambition:


- Provides opportunities to **collaborate across the whole value chain** to support suppliers and customers to decarbonize
- Allows companies to focus now on making steep cuts in their **most material emissions**
- Affords **time to work through the complexity** of scope 3

## To follow on from the Net-Zero Standard, the SBTi has planned three projects to tackle challenges related to net-zero



### Beyond Value Chain Mitigation

It is vital companies have clarity on how to take credible mitigation actions beyond their value chain. The SBTi is exploring models to incentivize this in a credible and robust way.



### Net-Zero Value Chains

The SBTi recognizes the challenges around scope 3 and is planning to further develop scope 3 target setting methods and explore other approaches to drive net-zero value chain alignment.



### Measurement, Reporting & Verification

The SBTi will develop an MRV framework to ensure transparency and accountability around the progress and achievement of science-based emission reduction and net-zero targets.



# ACKNOWLEDGEMENTS & APPRECIATION

# Acknowledgements & appreciation from the SBTi



The Net-Zero  
**STANDARD**

# As part of the Net-Zero Standard development process, the SBTi engaged over 800 stakeholders

543

Responded to the  
**public  
consultations**

42

Global leaders  
gave vital input as  
part of our **Expert  
Advisory Group**

2

**Permanent  
Advisory Groups**  
gave essential  
guidance and  
feedback

84

**Road test  
companies**  
provided feedback  
on guidance,  
methods and tools



# 84 companies took part in the road test, providing crucial feedback on guidance, methods and tools

- ab inbev
- A.P. Moller-Maersk
- ABOUT YOU AG & Co. KG
- ACCIONA Energía
- ACCIONA S.A
- AstraZeneca
- Baluarte Cultura
- Bayer AG
- Bloomberg LP
- BMW Group
- Bonava
- Boston Consulting Group
- Capgemini SE
- CBA
- CBRE
- Colgate Palmolive Company
- Co-op
- CVS Health
- Danone
- Dentsu International
- Deutsche Telekom AG
- DSM
- easyJet
- EDF Group
- EDP Energias de Portugal
- Elopak
- Emira Property Fund
- Enel S.p.A.
- Ferrovial
- FLSmidth A/S
- Givaudan
- Globant
- Guidehouse
- HEINEKEN
- Holcim Ltd.
- Informa
- International Consolidated Airlines Group (IAG)
- Jacobs
- JLL
- Kesko Corporation
- Lenovo
- Magyar Telekom Plc.
- Mahindra Lifespace Developers Limited
- Mars
- McCain Foods
- Moody's
- Multiplex Construction Europe
- Ørsted
- Outokumpu Oy
- PepsiCo
- Pfizer Inc.
- Pilgrim's UK
- Ralph Lauren Corporation
- Rolls-Royce plc
- Slaughter and May
- Sodexo
- Sopra Steria Group
- Starbucks
- Swire Properties Limited
- Swiss Re
- Telenor ASA
- Transurban
- Tubacex
- Unilever
- Veritas Technologies
- Volkswagen
- WayCarbon
- Wipro Ltd
- Worley
- WSP Global Inc.

## The SBTi would like to thank these companies for their support!



And finally, we would like to thank and congratulate the seven companies that have had their net-zero targets approved!





SCIENCE  
BASED  
TARGETS


DRIVING AMBITIOUS CORPORATE CLIMATE ACTION

# CALL TO ACTION


# The SBTi will officially begin validating net-zero targets in January 2022

# NET-ZERO







**COMPLETENESS**  
Covers all material sources of emissions across the value chain of a company




**TIMEFRAME**  
Aims to reach net-zero within a timeframe that is consistent with limiting warming to 1.5°C



**AMBITION**  
Leads to decarbonisation consistent with limiting warming to 1.5°C in line with robust climate scenarios



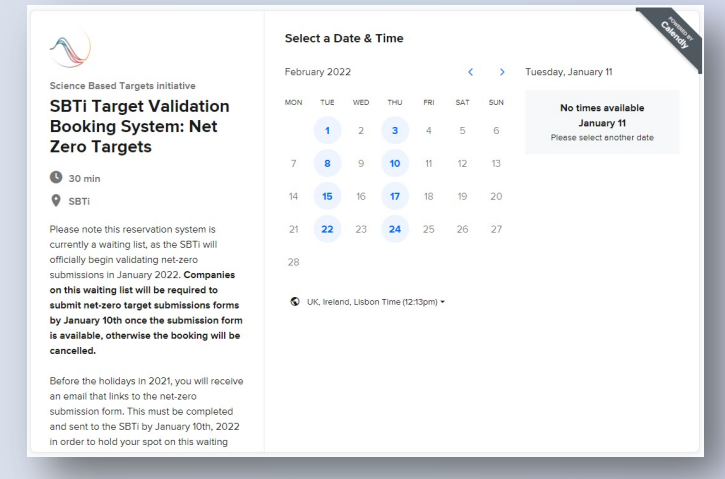
**EARLY ACTION**  
Leads to action in the short-term through the adoption of near-term emission reduction targets



**ACCOUNTABILITY**  
Target will be subject to a robust and independent accountability framework

## NET ZERO TARGET VALIDATION

The net-zero [validation booking system](#) opens *today!*  
When you are ready, book your slot\*.



\*To support our operating costs, the fee for the target validation service is USD 9,500 (+ applicable VAT) or USD 1,000 (+ applicable VAT) for SMEs.

We are urgently calling on all companies to set science-based net-zero targets.

**600+ companies have already committed to net-zero** through the Business Ambition for 1.5°C Campaign.

You can **commit now** by signing the SBTi [commitment letter](#)\*.

\*Companies have 24 months to submit targets.



## WRAP UP

- Find relevant Net-Zero Standard materials on the [SBTi Net-Zero webpage](#)
- More webinars on the technical detail to come in coming months
- Companies can commit to setting net-zero targets aligned with science via our [commitment letter](#)
- The net-zero [validation booking system](#) is *now open!*



# NET-ZERO IN PRACTICE: ØRSTED CASE STUDY

# Net-Zero in Practice: Ørsted



**JAKOB  
ASKOU BØSS**

**Senior Vice President**  
Ørsted



# The Ørsted case: Setting a science-based net-zero target in the energy sector

SBTi Global Net-Zero Standard Launch  
28 October 2021

**Jakob Askou Bøss**  
Senior Vice President



**Ørsted**

# Ørsted at a glance



## Global market leader in offshore wind

- Develops, constructs, owns, build and operates offshore wind farms



## Onshore

- Onshore wind farms
- Solar PV and energy storage



## Markets & Bioenergy

- Power and heat
- Energy products for customers

**Headquarter:**

Denmark

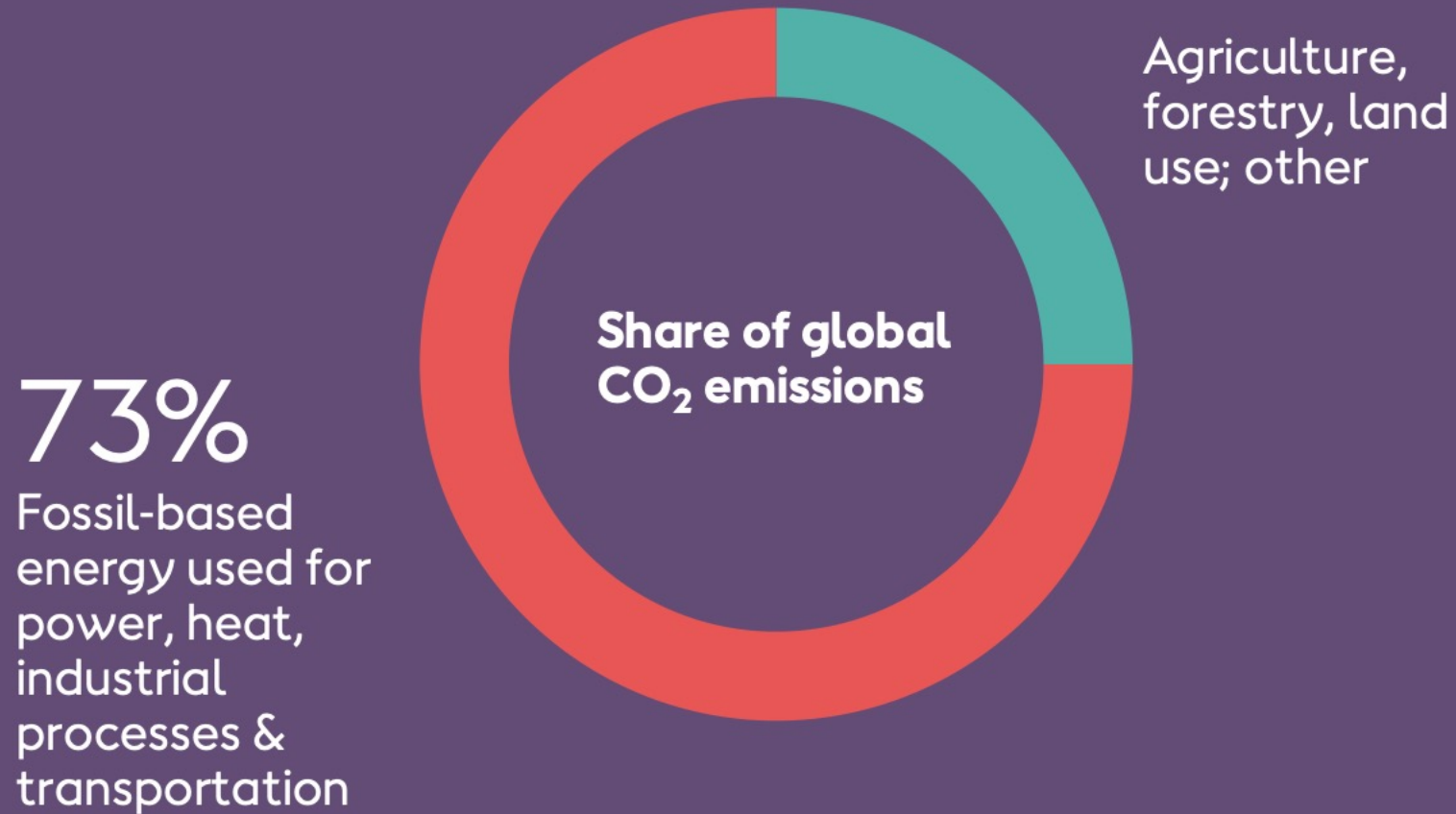
**Number of employees:**

6,200

**EBITDA 2020:**

USD 2.9bn

# The world needs a transformation of global energy systems

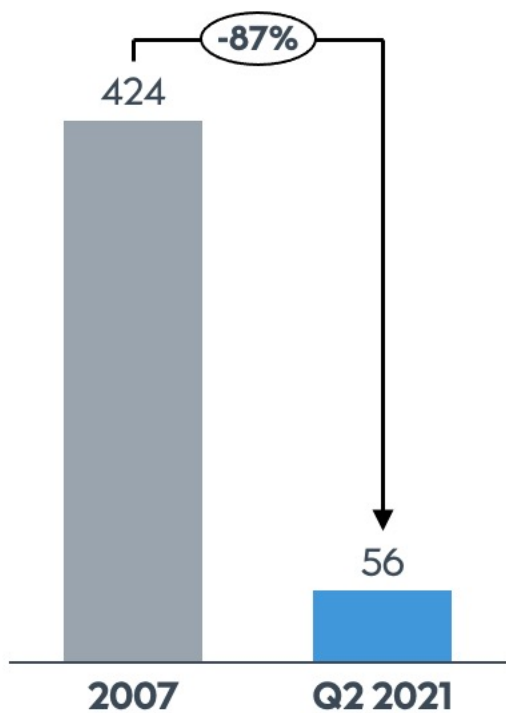


**Our vision**  
**Let's create a  
world that  
runs entirely on  
green energy**



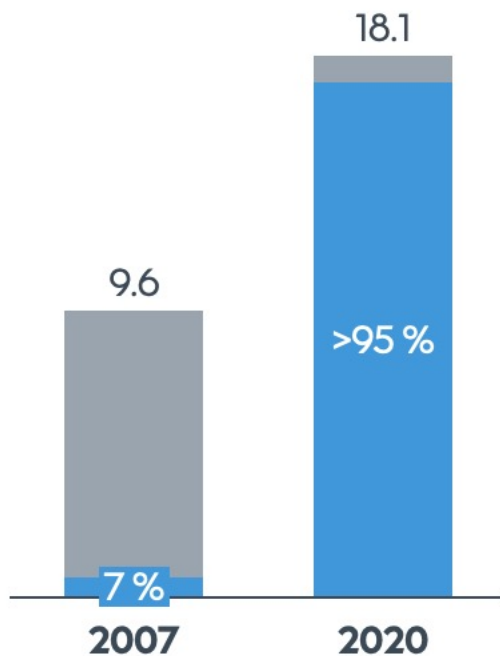
# Our story is one of transformation

## CO<sub>2</sub> reduction g CO<sub>2</sub>e/kWh

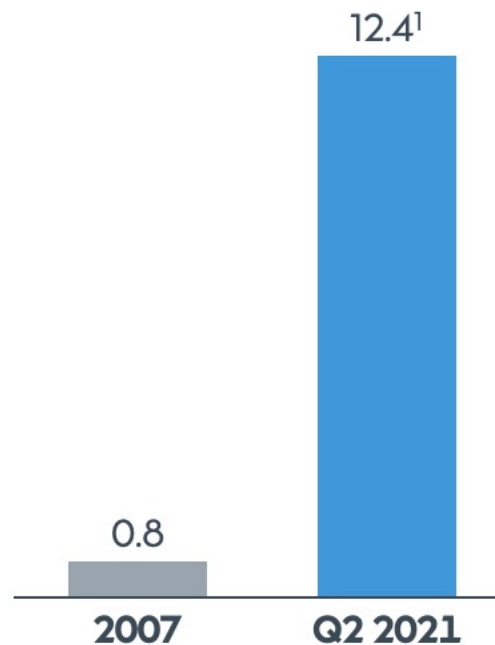


## Green transformation EBITDA, DKKbn, %

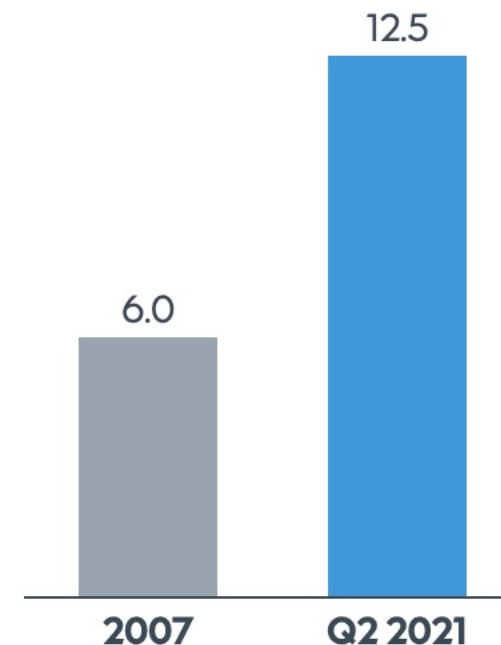
■ Share of renewables



## Renewable capacity Installed capacity, GW

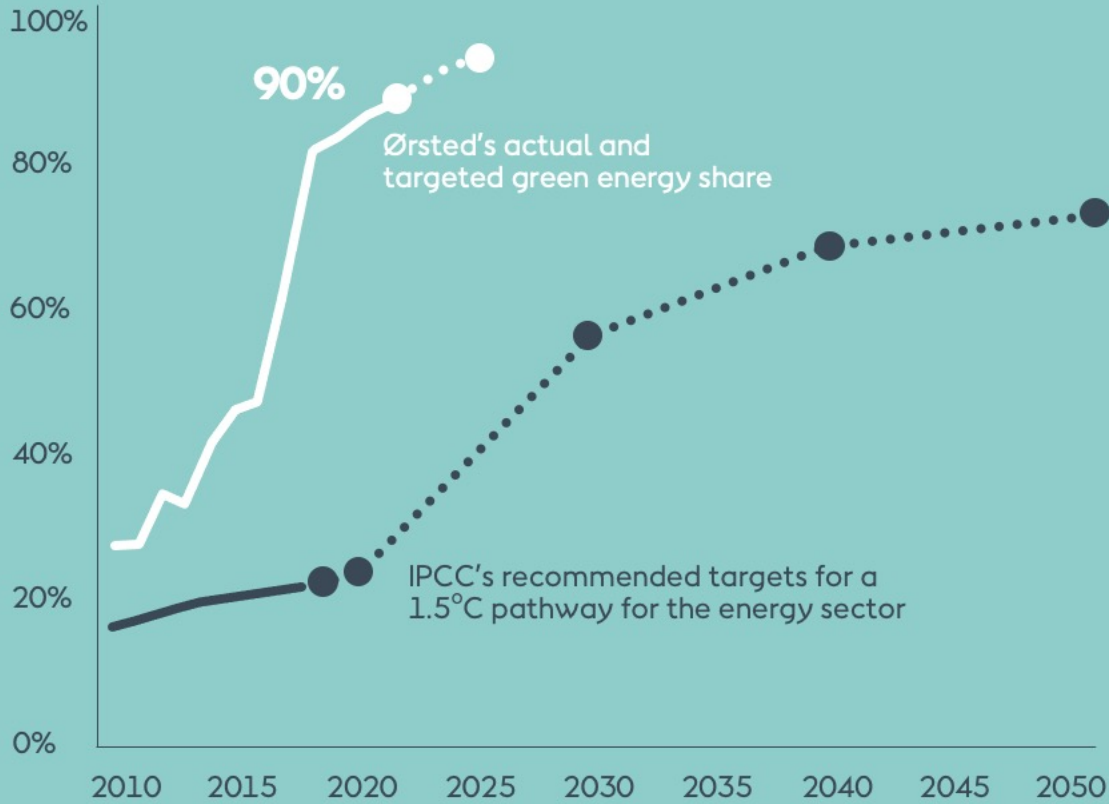


## Profitability ROCE, %



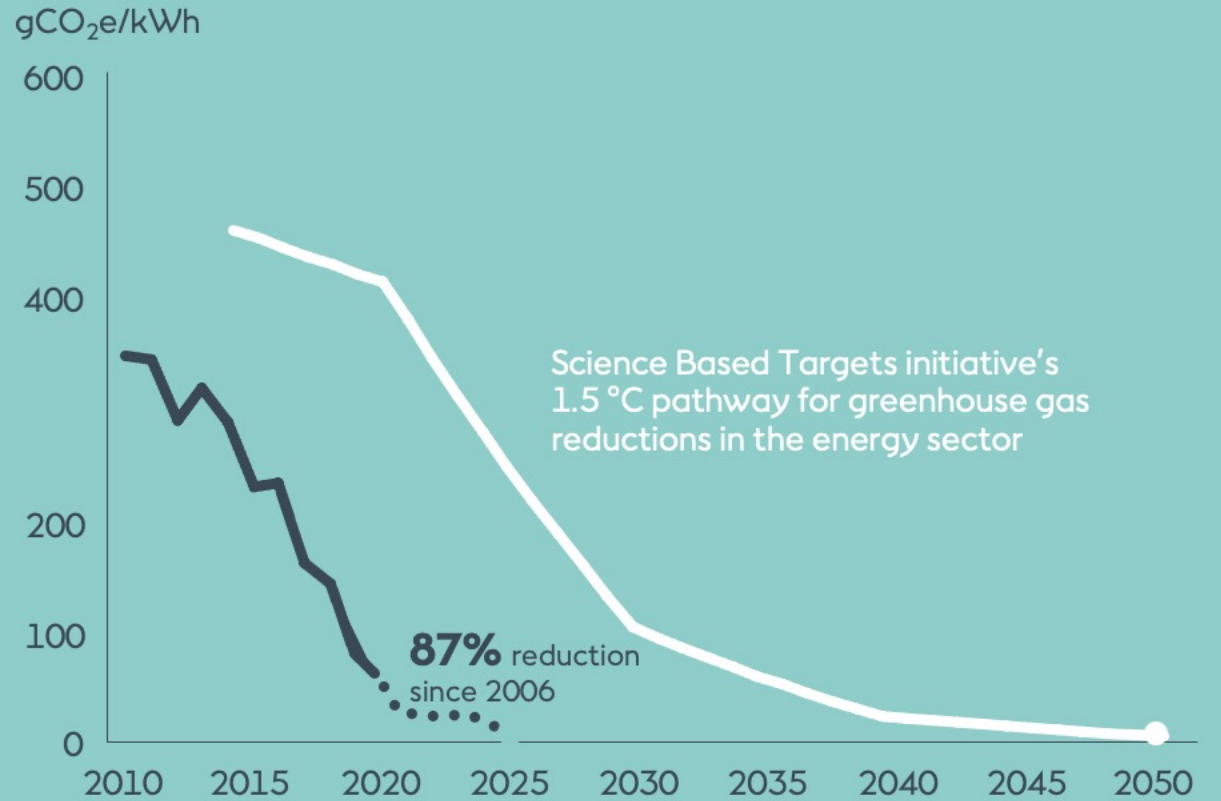
# From a fossil-fuels to green energy

## Green energy share




By 2025, we target 99%.

## Carbon intensity of energy generation



By 2025, we target >98%.

# We already have near-term science-based targets to continue our transformation



**2025**

## 98% carbon reduction

Reducing Scope 1 and 2 GHG emissions by 98% per kWh by 2025 from a 2006 base year

- Direct emissions from power and heat generation

**2032**

## 50% carbon reduction

Reducing absolute Scope 3 GHG emissions by 50% by 2032 from a 2018 base year

- Indirect emissions from our supply chain, construction contractors, energy trading activities, and administration

# Now our 2040 net-zero target is science-based with long-term emissions reduction targets



**2025**

98% GHG reduction per kWh produced (Scope 1 and 2)



**2032**

50% absolute GHG reduction (Scope 3)



**2040**

90% reduction in absolute Scope 3 emissions from use of sold products (compared to 2018)



**2040**

99% reduction in Scope 1-3 from entire renewable energy portfolio\* to 2.9 gCO<sub>2</sub>e / kWh, including limiting Scope 1-2 GHG emissions to 1 gCO<sub>2</sub>e / kWh (compared to 2018)

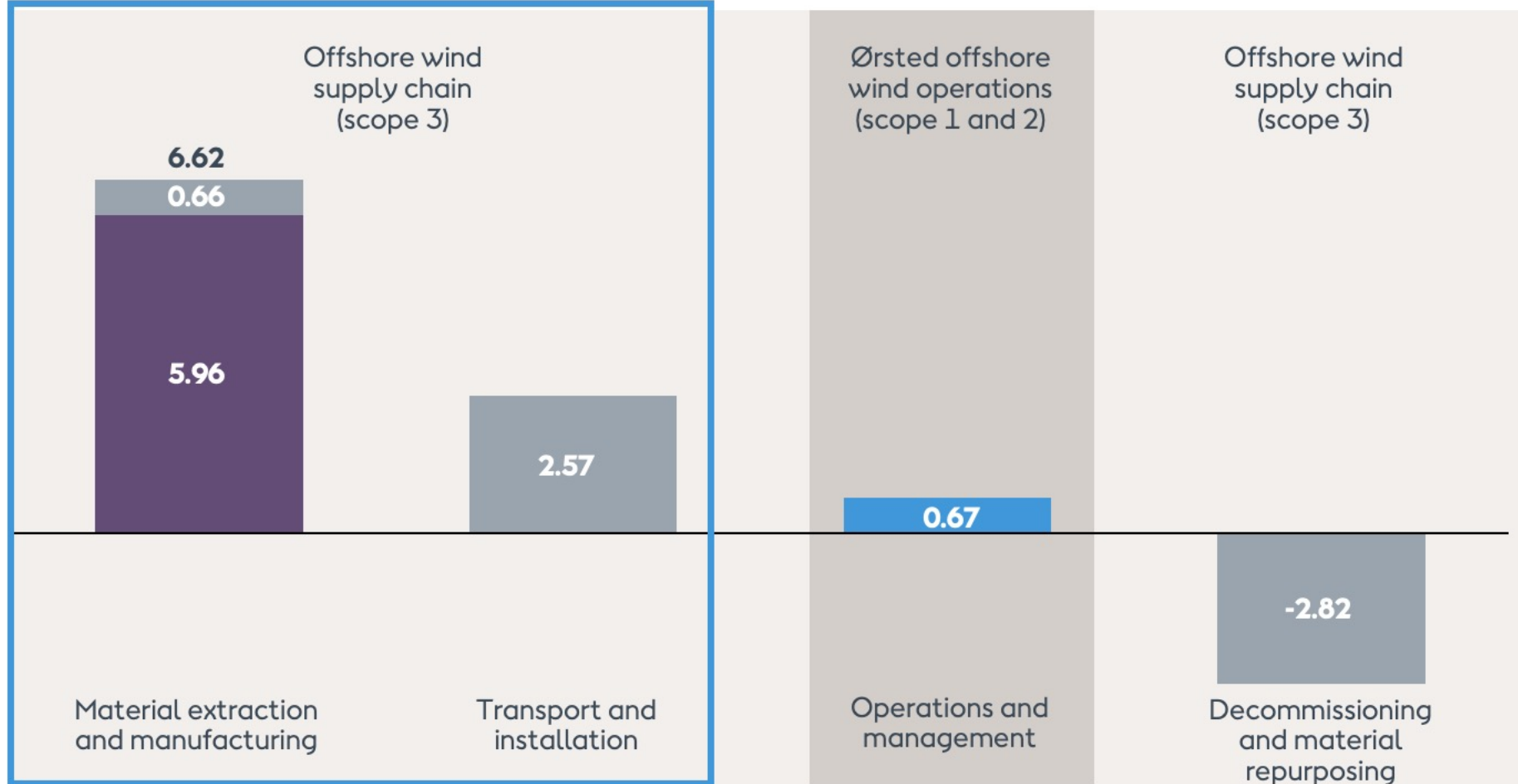


*Ørsted will neutralize any limited residual emissions by 2040 through certified carbon removal projects*



# Decarbonising the supply chain is the next frontier to reach net-zero by 2040

Emissions across the lifecycle of an Ørsted average offshore wind farm (gCO<sub>2</sub>e/kWh produced)



■ Ørsted   ■ Tier 1 suppliers   ■ Suppliers beyond tier 1

# Supplier engagement is key


1

Disclose their own emissions and set science-based carbon-reduction targets




2

Use 100% renewable electricity in the manufacturing of wind turbines, foundations, cables, substations, and components



3

Optimise their vessel fleet and develop roadmap to power vessels with renewable energy



# We also need transformative action to decarbonise steel

**50%**

of Ørsted' supply chain emissions comes from the production and processing of steel

## We are working on this challenge through key initiatives

- Collaboration with steel manufacturers
- Creating long term demand signals through industry initiative, SteelZero, where we are founding member
- Hydrogen partnerships with steel producers creating a circular approach; wind power for green hydrogen for green steel

# Corporate climate targets must be backed by science

The science – and the urgency – are clear: to keep a 1.5°C future within reach, we need rapid and deep emission cuts to achieve net-zero.

Net-zero targets that prioritise reductions and cap offsets help build the credibility and reputation of corporate climate action.

**Ørsted encourages all companies to align climate strategies with the SBTi Global Net-Zero Standard**




Thank you





# NET-ZERO IN PRACTICE: JLL CASE STUDY

# Net-Zero in Practice: JLL



**RICHARD  
BATTEN**

**Chief Sustainability Officer**  
JLL



# Transition to **net-zero**

October 28, 2021





# Agenda

- **About JLL**
- **Our sustainability strategy**
- **Our progress**
- **Our journey to net-zero**
- **How we will achieve our science-based target**
- **Our headline actions**



**We shape the  
future of real estate  
for a better world.**



# • Our progress



Awarded World's Most Ethical Company for first time



First JLL sustainability commitment

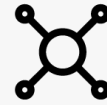
Publish first JLL Global Sustainability Report

CDP Cities partnership



First JLL energy and carbon targets

Join IIRC Framework Panel



Commit to 1.5°C science-based target

Issue first TCFD & SASB reports

First occupier to achieve WELL Portfolio scores

Commit to net-zero by 2040

**NET-ZERO 2040 TARGET CERTIFIED BY SBTI TO NET-ZERO STANDARD**

2008

2010

2011

2013

2016

2018

2019

2020

May 2021

Oct 2021

Submit first CDP disclosure

Established first JLL Global Sustainability Team

Inaugural inclusion in DJSI

Joined WGBC's Corporate Advisory Board

1.5°C Science-based target approved

WGBC Net-Zero Carbon Commitment

Signatory of The Climate Pledge

# • Our journey to net-zero



JLL commits to reduce absolute scope 1,2 and 3 emissions by **51% by 2030** and **95% by 2040** from a 2018 base year

**96.4% – 17,547,735 mt**

Client emissions

**2.2% – 409,397 mt**

Supply chain

**0.6% – 100,451 mt**

Employee Commuting and Homeworking

**0.4% – 76,740 mt**

Business travel and hotel use

**0.2% – 31,164 mt**

Vehicle fleet

**0.2% – 30,614 mt**

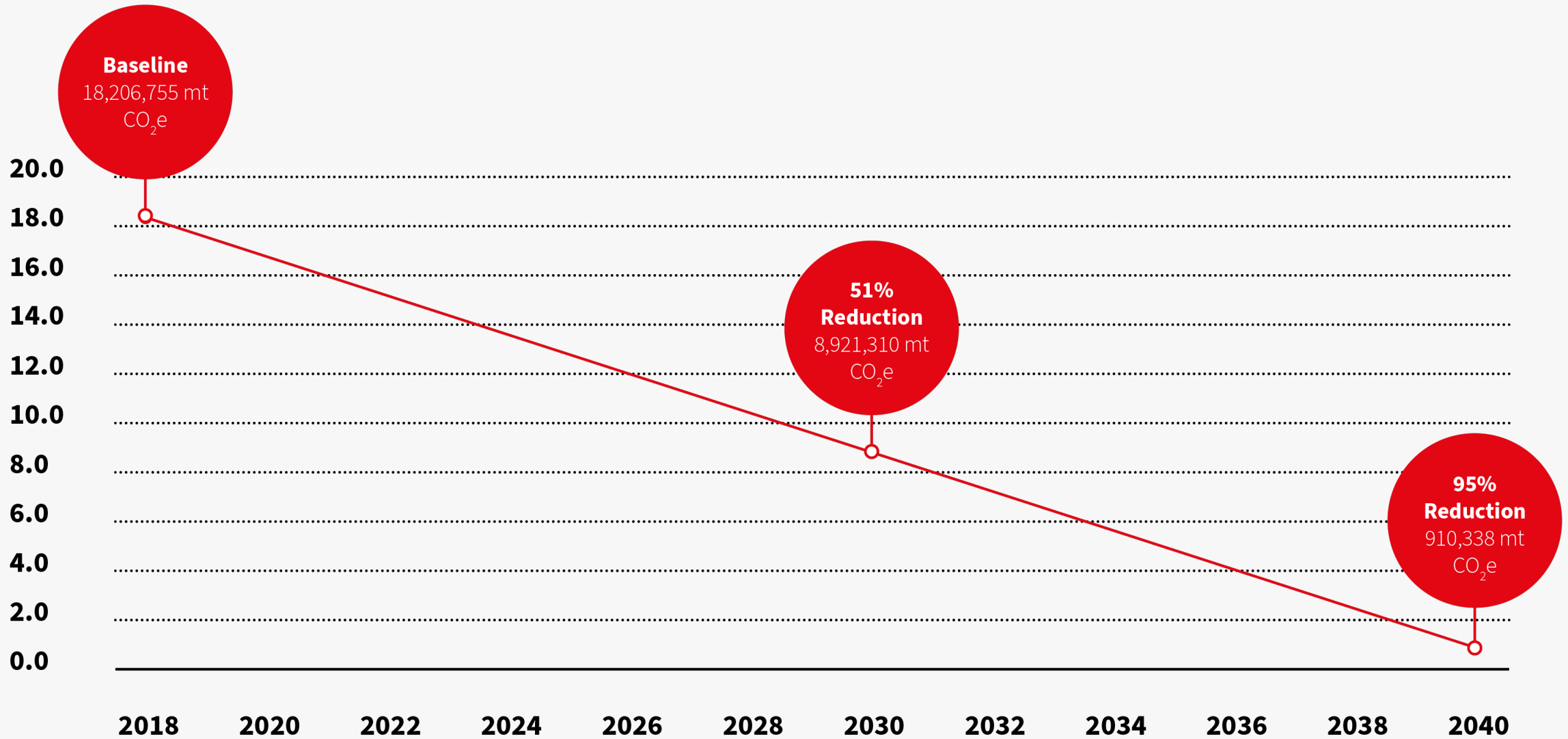
Office space

**0.1% – 10,654 mt**

Other emissions



# • How we will achieve our science-based target



# Our headline actions



## Activity



### Office space

### Vehicles

### Clients

## Emissions Scope

2018 baseline emissions  
mt CO<sub>2</sub>e

1, 2, 3

1

3

30,614

31,164

17,547,735

## Reduction activities

- Improve energy efficiency in offices we already occupy
- Take on highly efficient office space and enhance with fitout specifications
- Move offices onto renewable energy, or purchase RECs if unavailable
- Significant vehicle fleets in US and EMEA due to our mobile engineering service
- Anticipate 100% EV across our global vehicle fleet by 2032
- Help clients to set strategies and drive energy efficiency in their buildings
- Increase the uptake of renewable energy they are consuming
- Make significant investments in technology solutions to deliver these services

# Our headline actions



**Activity**



**Business travel & hotel use**

**Supply chain**

**Employee commuting & homeworking**

**Other emissions**

**Emissions Scope**

3

3

3

3

**2018 baseline emissions  
mt CO<sub>2</sub>e**

76,740

409,397

100,451

10,654

**Reduction activities**

- Eliminate unnecessary travel
- Invest in technology solutions to support flexible working
- Where travel is unavoidable, direct employees to use less impactful transport

- Strengthen collaboration with suppliers to set shared targets and KPIs
- Ensure data centres used are supplied with renewable energy wherever possible

- Incentivize use of public transit
- Reductions will also occur through increased use of renewable energy and low emission vehicles

- Implementation of new procedures should see these decrease with any residuals addressed through high quality offsets



**Richard Batten**  
**Chief Sustainability Officer, JLL**  
**E: [Richard.Batten@jll.com](mailto:Richard.Batten@jll.com)**